

City of Garden Grove
WEEKLY CITY MANAGER'S MEMO
May 10, 2018

TO: Honorable Mayor and City Council FROM: Scott C. Stiles, City Manager
Members

I. DEPARTMENT ITEMS

- A. INVESTMENT REPORT FOR MARCH 2018**
Kingsley Okereke's Investment Report memo outlines the financial institutions, types of investment instruments, monthly transactions, current month interest received, and the par and fair market value of investments held for March 2018.
- B. REPUBLIC SERVICES FY 2018/19 SOLID WASTE RATE ADJUSTMENT EFFECTIVE JULY 1, 2018**
This memorandum provides information regarding Solid Waste rate adjustments being implemented by Republic Services.
- C. UPDATE OF 13701 DAWSON STREET FIRE**
Lisa Kim provides information about the recent fire incident at 13701 Dawson Street from a building abatement perspective.

II. ITEMS FROM OTHER GOVERNMENTAL AGENCIES, OUTSIDE AGENCIES, BUSINESSES AND INDIVIDUALS

- A.** Garden Grove Unified School District #GGUSD Pride E-newsletter featuring events and notable accomplishments.

• OTHER ITEMS

- NEWSPAPER ARTICLES
Copies of the local newspaper articles are attached for your information.
- MISCELLANEOUS ITEMS
Items of interest are included.



SCOTT C. STILES
City Manager

City of Garden Grove

INTER-DEPARTMENT MEMORANDUM

To: Scott Stiles
Dept: City Manager
Subject: INVESTMENT REPORT
FOR MARCH 2018

From: Kingsley Okereke
Dept: Finance
Date: May 07, 2018

Enclosed is the March 2018 Investment Report which shows the financial institutions, types of investment instruments, monthly transactions, current month interest received, and the par and fair market value of investments held. The month-end cash in the bank and petty cash balances are also listed on the Cash and Investment Report. The pie chart (please see chart on attachment A) reflects the investment instruments as a percentage of the total portfolio.

This investment portfolio meets State guidelines and adheres to the City's investment policy. As of March 2018, the City's total portfolio is invested in:

Type of Investment	Total Investment	% of Investment
US Treasury	\$61,500,000	26.304%
Fed Home Loan Banks	\$45,250,000	19.354%
Fed Farm Credit Banks	\$40,500,000	17.322%
Fed Nat Mort Assoc	\$38,000,000	16.253%
City LAIF	\$26,538,947	11.351%
Cash with Fiscal Agents	\$22,013,905	9.416%
Total	\$233,802,852	100.000%

The cash with fiscal agents is restricted as they are funds held and invested by an outside fiscal agent. The restrictions were set forth in the related bond indentures. As of March 2018, 9.416% of the portfolio is restricted.

In summary, the investment portfolio is secured and the City has the necessary cash to pay its bills for six months in a timely manner. Please call me at extension #5060 if you have any questions.


KINGSLEY OKEREKE
Assistant City Manager/Finance Director

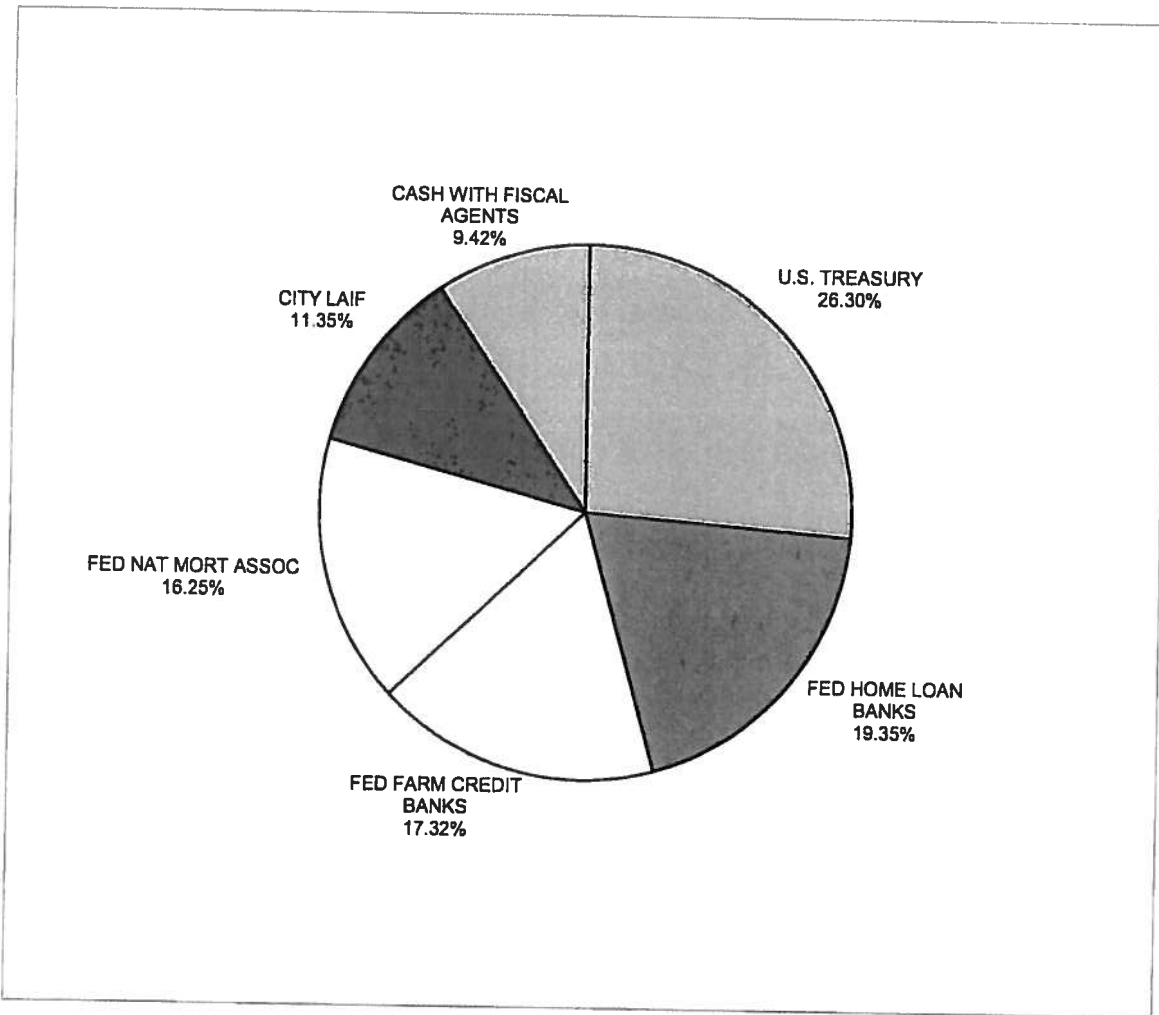
KO/EC/AT/RM

Attachments
cc: Monica Neely

ATTACHMENT A

INVESTMENT SUMMARY March 2018

<u>TYPE OF INVESTMENT / FIN INSTITUTION</u>		<u>\$</u>	<u>%</u>
U.S. TREASURY	\$	61,500,000	26.304%
FED HOME LOAN BANKS	\$	45,250,000	19.354%
FED FARM CREDIT BANKS	\$	40,500,000	17.322%
FED NAT MORT ASSOC	\$	38,000,000	16.253%
CITY LAIF	\$	26,538,947	11.351%
CASH WITH FISCAL AGENTS	\$	22,013,905	9.416%
TOTAL OF INVESTMENTS	\$	233,802,852	100.000%



WEIGHTED AVERAGE MATURITIES
March 2018

Investment	CUSIP	Yield (Rate)	UBOC Held	Amount	Date of Maturity	No. Days to Mat. 3/31/2018	Weighted Average	Weighted # of Days
				(a)		(b)	(a / total a = c)	(b x c)
TREASURY								
U S TREASURY	912828VK3	1.375	*	3,000,000	08/30/18	91	1.41650%	1.289
U S TREASURY	912828VQ0	1.375	*	3,000,000	07/31/18	122	1.41650%	1.728
U S TREASURY	912828RE2	1.500	*	3,000,000	08/31/18	153	1.41650%	2.167
U S TREASURY	912828WD8	1.250	*	3,000,000	10/31/18	214	1.41650%	3.031
U S TREASURY	912828CE5	1.625	*	3,000,000	03/31/19	365	1.41650%	5.170
U S TREASURY	912828TH3	0.875	*	3,000,000	07/31/19	487	1.41650%	6.898
U S TREASURY	9128282T6	1.250	*	1,500,000	08/31/19	518	0.70825%	3.669
U S TREASURY	912828J84	1.375	*	3,000,000	03/31/20	731	1.41650%	10.355
U S TREASURY	912828L32	1.375	*	3,000,000	08/31/20	884	1.41650%	12.522
U S TREASURY	912828L99	1.375	*	3,000,000	10/31/20	945	1.41650%	13.386
U S TREASURY	912828M98	1.625	*	3,000,000	11/30/20	975	1.41650%	13.811
U S TREASURY	912828P87	1.125	*	3,000,000	02/28/21	1,065	1.41650%	15.086
U S TREASURY	912828Q37	1.250	*	3,000,000	03/31/21	1,095	1.41650%	15.525
U S TREASURY	912828C57	2.250	*	3,000,000	03/31/21	1,096	1.41650%	15.525
U S TREASURY	912828S27	1.125	*	3,000,000	06/30/21	1,187	1.41650%	16.814
U S TREASURY	912828WY2	2.250	*	3,000,000	07/31/21	1,218	1.41650%	17.253
U S TREASURY	912828D72	2.000	*	3,000,000	08/31/21	1,249	1.41650%	17.692
U S TREASURY	912828J76	1.750	*	3,000,000	03/31/22	1,461	1.41650%	20.695
U S TREASURY	912828F96	2.000	*	3,000,000	10/31/21	1,310	1.41650%	18.556
U S TREASURY	912828KG0	2.125	*	3,000,000	06/30/22	1,552	1.41650%	21.984
U S TREASURY	912828P4	1.750	*	3,000,000	07/31/22	1,583	1.41650%	22.423
CITY								
FHLB	313375K48	2.000	*	3,000,000	09/14/18	167	1.41650%	2.366
FHLB	3130ABQ25	1.360	*	3,000,000	03/29/19	363	1.41650%	5.142
FHLB	313379EE5	1.625	*	3,000,000	06/14/19	440	1.41650%	6.233
FHLB	313383VN8	2.000	*	3,000,000	09/13/19	531	1.41650%	7.522
FHLB	313383HU8	1.750	*	3,000,000	06/12/20	804	1.41650%	11.389
FHLB	3130ABVU7	1.625	*	3,000,000	07/27/20	849	1.41650%	12.026
FHLB	3130A6ET9	1.625	*	3,000,000	09/11/20	895	1.41650%	12.678
FHLB	313370U55	2.875	*	3,000,000	09/11/20	895	1.41650%	12.678
FHLB	313379RB7	1.875	*	3,000,000	06/11/21	1,188	1.41650%	16.545
FHLB	313378JP7	2.375	*	3,000,000	09/10/21	1,259	1.41650%	17.834
FHLB	3130A9S44	2.000	*	3,250,000	11/10/21	1,320	1.53455%	20.256
FHLB	3130AABG2	1.875	*	3,000,000	11/29/21	1,339	1.41650%	18.967
FHLB	3130A1B80	2.625	*	3,000,000	03/11/22	1,441	1.41650%	20.567
FHLB	3130ADM66	2.650	*	3,000,000	02/28/23	1,795	1.41650%	25.426
FHLB	3130ADR99	2.750	*	3,000,000	03/10/23	1,805	1.41650%	
FFCB								
FFCB	3133EHAZ6	1.020	*	3,000,000	09/06/18	159	1.41650%	2.252
FFCB	3133EDWN8	1.590	*	3,000,000	10/01/18	184	1.41650%	2.606
FFCB	3133EDM25	1.460	*	3,000,000	11/21/18	235	1.41650%	3.329
FFCB	3133EG5Q4	1.300	*	3,000,000	02/01/19	307	1.41650%	4.349
FFCB	3133EGC26	1.300	*	3,000,000	06/06/19	432	1.41650%	6.119
FFCB	3133EFW52	1.150	*	3,000,000	07/01/19	457	1.41650%	6.473
FFCB	3133ECW83	2.060	*	1,500,000	08/01/19	488	0.70825%	3.456
FFCB	3133EE5S5	1.500	*	3,000,000	08/05/19	492	1.41650%	6.969
FFCB	3133EHA0	1.520	*	3,000,000	03/02/20	702	1.41650%	9.944
FFCB	3133EJCE7	2.350	*	3,000,000	02/12/21	1,049	1.41650%	
FFCB	3133EGWH4	1.280	*	3,000,000	09/29/21	1,278	1.41650%	18.103
FFCB	3133EJHC6	2.600	*	3,000,000	03/21/22	1,451	1.41650%	
FFCB	3133EJDE6	2.570	*	3,000,000	02/16/23	1,783	1.41650%	25.256
FFCB	3133EJFK0	2.650	*	3,000,000	03/08/23	1,803	1.41650%	
FNMA								
FNMA	3135G0WJ8	0.875	*	3,000,000	05/21/18	51	1.41650%	0.722
FNMA	3135G0YT4	1.625	*	3,000,000	11/27/18	241	1.41650%	3.414
FNMA	3136G2EH6	1.375	*	3,000,000	02/27/19	333	1.41650%	4.717
FNMA	3136G0B91	1.500	*	3,000,000	09/18/19	536	1.41650%	7.592
FNMA	3136G4DR1	1.100	*	3,000,000	10/17/19	565	1.41650%	8.003
FNMA	3136G0T76	1.320	*	2,000,000	10/22/19	570	0.94434%	6.383
FNMA	3135G0ZY2	1.750	*	3,000,000	11/26/19	605	1.41650%	8.570
FNMA	3135G0T29	1.500	*	3,000,000	02/28/20	639	1.41650%	9.901
FNMA	3136G4PP2	1.750	*	3,000,000	10/26/20	840	1.41650%	13.315
FNMA	3135G0F73	1.500	*	3,000,000	11/30/20	975	1.41650%	13.811
FNMA	3136G3S55	1.520	*	3,000,000	07/28/21	1,215	1.41650%	17.211
FNMA	3136G3V77	1.000	*	3,000,000	08/24/21	1,242	1.41650%	17.593
FNMA	3135G0Q89	1.375	*	3,000,000	10/07/21	1,286	1.41650%	18.216
LAIF/REPO/COMMERCIAL PAPER								
LAIF		0.500		26,538,947	03/31/18	-	12.53085%	0.000
				211,788,947		53,451	100.00000%	842
RESTRICTED								
2008 Kaitia Cottages				215,893	03/31/18	-	0.98071%	0.000
2008 UBOC				53,802	03/31/18	-	0.24440%	0.000
2010 Water				698,555	03/31/18	-	3.17325%	0.000
2014 TARB				6,926,984	03/31/18	-	31.46640%	0.000
2015 TARB				54	03/31/18	-	0.00025%	0.000
2015A COP's				9,281,685	03/31/18	-	42.16283%	0.000
2016 TAB				4,836,807	03/31/18	-	21.97180%	0.000
2017 SEWER REF				125	03/31/18	-	0.00057%	0.000
				22,013,905		-	100.00000%	-
Investment Total				233,802,852				

CASH AND INVESTMENT REPORT
PERIOD ENDING MARCH, 2018

TYPE INVESTMENT/ FINANCIAL INSTITUTION	BEGINNING INVESTMENT PURCHASES RATE %	DATE	AMOUNT	CURRENT MONTH PURCHASES DATE	AMOUNT	CURRENT MONTH MATURITIES DATE	AMOUNT	ENDING INVESTMENT MATURITIES DATE	AMOUNT	PERIOD INTEREST RECEIVED	PAR VALUE	MARKET VALUE	LAST INT RECD DATE
LAIF	0.500		36,538,946.53		10,000,000.00		26,538,946.53						01/11/18
			36,538,946.53		10,000,000.00		26,538,946.53						
UNITED STATES TREASURY													
U.S. TREASURY	1.375	03/27/14	3,000,000.00			06/30/18	3,000,000.00				3,000,000.00	2,996,760.00	01/02/18
U.S. TREASURY	1.375	06/05/14	3,000,000.00			07/31/18	3,000,000.00				3,000,000.00	2,995,680.00	01/03/18
U.S. TREASURY	1.500	04/02/14	3,000,000.00			08/31/18	3,000,000.00				3,000,000.00	2,995,080.00	02/28/18
U.S. TREASURY	1.250	06/04/14	3,000,000.00			10/31/18	3,000,000.00				3,000,000.00	2,987,220.00	10/31/17
U.S. TREASURY	1.625	01/09/15	3,000,000.00			03/31/19	3,000,000.00				3,000,000.00	2,994,430.00	10/29/17
U.S. TREASURY	0.875	01/05/16	3,000,000.00			07/31/19	3,000,000.00				3,000,000.00	2,946,430.00	01/31/18
U.S. TREASURY	1.250	02/28/18	1,500,000.00			08/31/20	3,000,000.00				1,500,000.00	1,479,720.00	01/31/18
U.S. TREASURY	1.375	11/05/15	3,000,000.00			11/30/20	3,000,000.00				3,000,000.00	2,931,330.00	10/02/17
U.S. TREASURY	1.375	05/12/17	3,000,000.00	03/29/18	3,000,000.00	08/31/20	3,000,000.00				3,000,000.00	2,925,680.00	10/31/17
U.S. TREASURY	1.625	12/15/16	3,000,000.00			10/31/20	3,000,000.00				3,000,000.00	2,942,100.00	11/30/17
U.S. TREASURY	1.125	01/25/17	3,000,000.00			02/28/21	3,000,000.00				3,000,000.00	2,893,140.00	02/28/18
U.S. TREASURY	1.250	01/05/18	3,000,000.00			03/31/21	3,000,000.00				3,000,000.00	2,900,640.00	10/02/17
U.S. TREASURY	2.250	03/20/17	3,000,000.00			06/30/21	3,000,000.00				3,000,000.00	2,886,690.00	01/02/18
U.S. TREASURY	1.125	03/20/17	3,000,000.00			07/31/21	3,000,000.00				3,000,000.00	2,981,130.00	01/31/18
U.S. TREASURY	2.000	12/15/16	3,000,000.00			08/31/21	3,000,000.00				3,000,000.00	2,954,880.00	02/28/18
U.S. TREASURY	2.000	02/16/17	3,000,000.00			10/31/21	3,000,000.00				3,000,000.00	2,951,730.00	10/31/17
U.S. TREASURY	2.000	12/01/16	3,000,000.00			03/31/22	3,000,000.00				3,000,000.00	2,915,160.00	10/02/17
U.S. TREASURY	1.750	09/21/17	3,000,000.00			06/30/22	3,000,000.00				3,000,000.00	2,952,300.00	01/02/18
U.S. TREASURY	2.125	07/07/17	3,000,000.00			07/31/22	3,000,000.00				3,000,000.00	2,919,480.00	01/31/18
U.S. TREASURY	1.750	10/06/17	3,000,000.00				3,000,000.00				3,000,000.00	60,465,990.00	
			58,500,000.00		3,000,000.00		61,500,000.00				61,500,000.00		
FEDERAL HOME LOAN BANKS													
FHLB	0.875	08/17/16	3,000,000.00			03/19/18	3,000,000.00				3,000,000.00	2,999,880.00	03/19/18
FHLB	2.000	12/23/15	3,000,000.00			08/14/18	3,000,000.00			13,125.00	3,000,000.00	2,975,750.00	03/14/18
FHLB	1.380	07/07/17	3,000,000.00			03/29/19	3,000,000.00			20,400.00	3,000,000.00	2,980,260.00	03/29/18
FHLB	1.625	06/03/15	3,000,000.00			06/14/19	3,000,000.00				3,000,000.00	2,992,170.00	12/14/17
FHLB	2.000	05/07/15	3,000,000.00			09/13/19	3,000,000.00			30,000.00	3,000,000.00	2,956,860.00	03/13/18
FHLB	1.750	06/30/15	3,000,000.00			06/12/20	3,000,000.00				3,000,000.00	2,949,090.00	12/12/17
FHLB	1.625	07/27/17	3,000,000.00			07/27/20	3,000,000.00				3,000,000.00	3,028,690.00	01/29/18
FHLB	1.625	10/06/17	3,000,000.00			09/11/20	3,000,000.00			24,375.00	3,000,000.00	2,945,580.00	03/12/18
FHLB	2.875	09/22/17	3,000,000.00			09/11/20	3,000,000.00			43,125.00	3,000,000.00	3,028,690.00	03/12/18
FHLB	1.875	03/17/17	3,000,000.00			06/11/21	3,000,000.00				3,000,000.00	2,940,540.00	12/11/17
FHLB	2.375	10/07/16	3,000,000.00			11/02/21	3,000,000.00			35,625.00	3,000,000.00	2,987,700.00	03/12/18
FHLB	2.000	11/10/16	3,250,000.00			11/02/21	3,250,000.00				3,000,000.00	3,181,945.00	11/10/17
FHLB	1.875	12/13/16	3,000,000.00			03/11/22	3,000,000.00				3,000,000.00	2,993,250.00	11/29/17
FHLB	2.625	02/28/18	3,000,000.00	03/21/18	3,000,000.00	03/11/22	3,000,000.00				3,000,000.00	2,999,850.00	
FHLB	2.650	02/28/18	3,000,000.00	03/21/18	3,000,000.00	03/10/23	3,000,000.00				3,000,000.00	2,999,400.00	
FHLB	2.750						3,000,000.00				3,000,000.00	3,009,630.00	
			42,250,000.00		6,000,000.00		48,250,000.00			196,650.00	45,250,000.00	44,880,625.00	
					3,000,000.00		45,250,000.00						

CASH AND INVESTMENT REPORT
PERIOD ENDING MARCH, 2018

TYPE INVESTMENT/ FINANCIAL INSTITUTION	BEGINNING INVESTMENT PURCHASES		CURRENT MONTH PURCHASES		CURRENT MONTH MATURITIES		ENDING INVESTMENT MATURITIES		PERIOD INTEREST RECEIVED	PAR VALUE	MARKET VALUE	LAST INT REC'D DATE
	RATE %	DATE	AMOUNT	DATE	AMOUNT	DATE	AMOUNT	DATE				
FEDERAL FARM CREDIT BANKS												
FFCB	1.125	05/31/17	3,000,000.00	03/12/18	3,000,000.00	03/12/18	3,000,000.00	16,875.00	3,000,000.00	2,989,350.00	03/12/18	
FFCB	1.020	03/08/17	3,000,000.00			09/05/18	3,000,000.00	15,300.00	3,000,000.00	2,996,580.00	03/06/18	
FFCB	1.550	10/01/14	3,000,000.00			10/01/18	3,000,000.00		3,000,000.00	2,992,320.00	10/02/17	
FFCB	1.460	06/05/14	3,000,000.00			11/21/18	3,000,000.00		3,000,000.00	2,980,380.00	11/01/17	
FFCB	1.300	02/01/17	3,000,000.00			02/01/19	3,000,000.00		3,000,000.00	2,962,440.00	02/01/18	
FFCB	1.300	06/05/16	3,000,000.00			06/05/19	3,000,000.00		3,000,000.00	2,961,570.00	01/02/18	
FFCB	1.150	04/20/17	3,000,000.00			07/01/19	3,000,000.00		3,000,000.00	2,975,760.00	02/05/18	
FFCB	2.060	07/28/15	3,000,000.00			08/01/19	3,000,000.00		3,000,000.00	2,989,880.00	03/02/18	
FFCB	1.500	08/11/15	3,000,000.00			09/03/19	3,000,000.00		3,000,000.00	2,871,420.00	03/29/18	
FFCB	2.350	03/02/17	3,000,000.00			03/02/20	3,000,000.00		3,000,000.00	3,000,120.00		
FFCB	1.280	10/06/16	3,000,000.00	03/01/18	3,000,000.00	09/12/21	3,000,000.00	22,800.00	3,000,000.00	2,994,880.00		
FFCB	2.600	02/16/16	3,000,000.00	03/21/18	3,000,000.00	09/29/21	3,000,000.00	19,200.00	3,000,000.00	2,995,140.00		
FFCB	2.570	02/16/16	3,000,000.00	03/08/18	3,000,000.00	02/16/23	3,000,000.00		3,000,000.00			
FFCB	2.650					03/08/23	3,000,000.00		3,000,000.00			
			34,500,000.00		9,000,000.00		40,500,000.00	74,175.00		40,147,860.00		
FED NAT MORT ASSOC												
FNMA	0.875	06/05/14	3,000,000.00			05/21/18	3,000,000.00		3,000,000.00	2,996,520.00	11/21/17	
FNMA	1.625	12/19/13	3,000,000.00			11/27/18	3,000,000.00		3,000,000.00	2,992,230.00	11/27/17	
FNMA	1.375	02/27/15	3,000,000.00			02/27/19	3,000,000.00		3,000,000.00	2,978,480.00	02/27/18	
FNMA	1.500	07/15/15	3,000,000.00			09/18/19	3,000,000.00		3,000,000.00	2,967,380.00	03/19/18	
FNMA	1.100	10/17/16	3,000,000.00			10/17/19	3,000,000.00		3,000,000.00	2,945,480.00	10/17/17	
FNMA	1.320	06/03/15	3,000,000.00			10/22/19	3,000,000.00		3,000,000.00	2,970,940.00	10/23/17	
FNMA	1.750	05/07/15	3,000,000.00			11/28/19	3,000,000.00		3,000,000.00	2,975,130.00	11/27/17	
FNMA	1.500	01/29/18	3,000,000.00			02/28/20	3,000,000.00		3,000,000.00	2,954,730.00	02/28/18	
FNMA	1.750	10/26/17	3,000,000.00			10/29/20	3,000,000.00		3,000,000.00	2,946,420.00		
FNMA	1.500	12/23/15	3,000,000.00			11/30/20	3,000,000.00		3,000,000.00	2,929,230.00	11/30/17	
FNMA	1.520	07/28/16	3,000,000.00			07/28/21	3,000,000.00		3,000,000.00	2,883,540.00	01/28/18	
FNMA	1.000	08/24/16	3,000,000.00			08/24/21	3,000,000.00		3,000,000.00	2,849,780.00	02/26/18	
FNMA	1.375	10/07/16	3,000,000.00			10/07/21	3,000,000.00		3,000,000.00	2,883,120.00	10/10/17	
			38,000,000.00				38,000,000.00	22,500.00		37,372,980.00		
SUBTOTAL			209,788,946.53		18,000,000.00		211,788,946.53	293,325.00		185,250,000.00		182,867,455.00

CASH AND INVESTMENT REPORT
PERIOD ENDING MARCH, 2018

TYPE INVESTMENT/ FINANCIAL INSTITUTION	BEGINNING INVESTMENT PURCHASES		CURRENT MONTH PURCHASES		CURRENT MONTH MATURITIES		ENDING INVESTMENT MATURITIES		PERIOD INTEREST RECEIVED	PAR VALUE	MARKET VALUE	LAST INT REC'D DATE
	RATE %	DATE	AMOUNT	DATE	AMOUNT	DATE	AMOUNT	DATE				
CITY RESTRICTED INVESTMENTS												
2010 WATER			698,555.21		-			698,555.21				
2015-04 Refunding			54.33		-			54.33				
2015A-02 Refunding			9,281,684.71		-			9,281,684.71	8,524,312.87	757,371.84		
2017 SEWER REF			125.10		-			125.10	8,527,084.71	2,771.84		
			<u>9,980,419.35</u>		-			<u>9,980,419.35</u>				
SUBTOTAL												
SUCCESSOR RESTRICTED INVESTMENTS												
2008 Kasella Cottages (VanKampen)			215,663.20		-			215,663.20				
UBCC			53,802.17		-			53,802.17				
2014 TABB			6,926,983.90		-			6,926,983.90				
2016 TAB			4,836,806.82		-			4,836,806.82				
			<u>12,033,486.09</u>		-			<u>12,033,486.09</u>				
SUBTOTAL												
TOTAL INVESTMENTS												
			<u>18,000,000.00</u>		-			<u>16,000,000.00</u>				
								<u>231,802,851.97</u>				

CASH AND INVESTMENT REPORT
PERIOD ENDING MARCH, 2018

TYPE INVESTMENT/ FINANCIAL INSTITUTION	BEGINNING INVESTMENT PURCHASES		CURRENT MONTH PURCHASES		CURRENT MONTH MATURITIES		ENDING INVESTMENT MATURITIES		PERIOD INTEREST RECEIVED	PAR VALUE	MARKET VALUE	LAST INT RECD DATE
	RATE %	DATE	AMOUNT	DATE	AMOUNT	DATE	AMOUNT	DATE				
CASH IN BANK												
COMMERCIAL BANK Willowick			Ending Cash Balance									
		03/31/18	5,908.44				03/31/18	5,908.44				
UNION BANK OF CALIFORNIA												
Charge Back Account		03/31/18	26,210.98	20/22201638			03/31/18	25,210.98				
General Account		03/31/18	4,391,670.47	20/22650020			03/31/18	4,391,670.47				
Home		03/31/18	-	20/2438354			03/31/18	-				
Housing Authority (Accounting)		03/31/18	-	20/2114021			03/31/18	-				
Housing Authority Escrow		03/31/18	146,243.46	20/2439436			03/31/18	146,243.46				
Liability		03/31/18	76,245.86	20/2205571			03/31/18	76,245.86				
Workers Comp		03/31/18	607,115.83	20/2237764			03/31/18	607,115.83				
Successor Agency		03/31/18	37,314.60	27/40032316			03/31/18	37,314.60				
			5,290,709.64					5,290,709.64				
SUBTOTAL												
PETTY CASH ACCOUNTS												
Charge Fund		03/31/18	3,680.00				03/31/18	3,680.00				
Finance		03/31/18	3,000.00				03/31/18	3,000.00				
Departments		03/31/18	3,550.00				03/31/18	3,550.00				
Police Dept-SIU		03/31/18	30,000.00				03/31/18	30,000.00				
Police Dept-Drug		03/31/18	3,500.00				03/31/18	3,500.00				
Police Dept-Reg		03/31/18	200.00				03/31/18	200.00				
			43,930.00					43,930.00				
SUBTOTAL												
GRAND TOTAL CASH & INVESTMENTS			237,137,491.61					239,137,491.61	293,325.00	185,250,000.00	182,867,455.00	
			18,000,000.00					16,000,000.00				

City of Garden Grove

INTER-DEPARTMENT MEMORANDUM

To: Scott Stiles From: Kingsley Okereke
Dept: City Manager/
General Manager Dept: Finance
Subject: REPUBLIC SERVICES Date: May 10, 2018
FY 2018/19 SOLID WASTE RATE
ADJUSTMENT EFFECTIVE
JULY 1, 2018

OBJECTIVE

To provide the Garden Grove City Council and Garden Grove Sanitary District Board with information regarding Solid Waste rate adjustments being implemented by Republic Services.

BACKGROUND/DISCUSSION

Republic Services, formerly operating as Garden Grove Disposal, has been the District's solid waste collection and disposal provider since 1989 pursuant to a franchise service agreement, amended July 1, 2010. Republic Services is implementing a price adjustment in accordance with the 2010 franchise service agreement. The contract allows for an annual CPI adjustment as well as a Landfill Cost Pass Through initiated by OC Waste Recycling.

The relevant annual percentage change in CPI for Los Angeles-Long Beach-Anaheim, CA for January 2018 is 3.51%. The Landfill Cost Pass Through portion of the rate will be increased by 2.03%. This increase will have a net adjustment on the Basic Residential Rate of 3.22% which equates to \$0.71 per month or \$2.13 per quarterly billing.

Republic Services prepared, and City staff has reviewed for accuracy, the attached rate adjustment sheet (Attachment A) along with the CPI supporting documents.


Kingsley Okereke
Assistant City Manager/Finance Director


By: Monica Neely
Revenue Division Manager

Attachment A: 2018 Solid Waste Rates
B: 2018 CPI Table
C: Letter and back-up from OC Waste & Recycling

ATTACHMENT A

**SUMMARY OF FRANCHISED SOLID WASTE RATE STRUCTURE - CITY OF GARDEN GROVE
NEW RATES ESTABLISHED BY GARDEN GROVE DISPOSAL EFFECTIVE JULY 1, 2018
PREPARED AND SUBMITTED BY GARDEN GROVE DISPOSAL**

252.373	2017 January CPI-U Annual Percent Change (Los Angeles-Long Beach- Anaheim)	\$33.50	2017 Orange County Landfill Charge	\$0.68
261.235	2018 January CPI-U Annual Percent Change (Los Angeles-Long Beach- Anaheim)	\$34.18	2018 Orange County Landfill Charge	
3.51%	Resulting Net CPI Annual Adjustment	2.03%	Resulting Landfill Adjustment (Oct CPI Change)	

RESIDENTIAL

	Current GGD Rate Schedule	Service Fee Subject to CPI	Landfill Costs Pass Through	Adjustment to Rates Service Fee	Landfill	Adjusted GGD Rate Schedule	Net % Adj.
Basic Residential Rate	\$22.07	\$18.05	\$4.02	\$0.63	\$0.08	\$22.78	3.22%
Extra "Trash" Container	\$10.15	\$6.13	\$4.02	\$0.22	\$0.08	\$10.45	2.96%
Extra "Yard Waste" Container	\$7.05	\$7.05	\$0.00	\$0.25	\$0.00	\$7.30	3.55%
Extra "Recycle" Container	\$0.00	\$0.00	\$0.00	\$0.00	\$0.00	\$0.00	0.00%
"Grandfathered" Residential - "No Compost"	\$20.79	\$16.77	\$4.02	\$0.59	\$0.08	\$21.46	3.22%
Non-Schedule Collection / Call Back	\$19.57	\$19.57	n/a	\$0.69	n/a	\$20.26	3.53%
Additional Requests After 3 Pick-Ups p/Year	\$46.06	\$46.06	n/a	\$1.62	n/a	\$47.68	3.52%
Per Item Charge - After 10 Items	\$6.58	\$6.58	n/a	\$0.23	n/a	\$6.81	3.50%
Additional Charge - Gas Recovery (A/C)	\$46.06	\$46.06	n/a	\$1.62	n/a	\$47.68	3.52%
Containers Exchanged in Excess of 1 p/Year	\$36.80	\$36.80	n/a	\$1.29	n/a	\$38.09	3.51%
Container Replacement - Customer Misuse Each	\$65.11	\$65.11	n/a	\$2.29	n/a	\$67.40	3.52%
Residential Temporary 3 Yard Bin Services	\$81.68	\$76.15	\$5.53	\$2.67	\$0.11	\$84.46	3.40%
Temp. Bin Extra Day p/day charge	\$6.64	\$6.64	n/a	\$0.23	n/a	\$6.87	3.46%
Additional Dump of Temp 3 Yard Bin	\$81.68	\$76.15	\$5.53	\$2.67	\$0.11	\$84.46	3.40%
Non-Profit Temporary 3 Yard Bin Service	\$76.68					\$79.46	

COMMERCIAL

	Current GGD Rate Schedule	Service Fee Subject to CPI	Landfill Costs Pass Through	Adjustment to Rates Service Fee	Landfill	Adjusted GGD Rate Schedule	Net % Adj.
Barrel Service For Commercial (max 4 cans)							
Service Rate Per Barrel	\$24.03	\$19.15	\$4.88	\$0.67	\$0.10	\$24.80	3.20%
Two Yard Commercial Bins							
Serviced 1x per/week	\$155.83	\$139.86	\$15.97	\$4.91	\$0.32	\$181.06	3.36%
Serviced 2x per/week	\$248.08	\$216.14	\$31.94	\$7.59	\$0.65	\$256.32	3.32%
Serviced 3x per/week	\$340.30	\$292.39	\$47.91	\$10.27	\$0.97	\$351.54	3.30%
Serviced 4x per/week	\$432.54	\$368.66	\$63.88	\$12.95	\$1.30	\$446.79	3.29%
Serviced 5x per/week	\$524.78	\$444.93	\$79.85	\$15.62	\$1.62	\$542.02	3.29%
Serviced 6x per/week	\$617.01	\$521.19	\$95.82	\$18.30	\$1.95	\$637.26	3.28%
1st Extra Bin Pick-up	\$69.07	\$65.38	\$3.69	\$2.30	\$0.07	\$71.44	3.43%
Additional Bins @ Same Time	\$38.58	\$34.89	\$3.69	\$1.23	\$0.07	\$39.88	3.37%
Three Yard Commercial Bins							
Serviced 1x per/week	\$164.06	\$140.11	\$23.95	\$4.92	\$0.49	\$169.47	3.30%
Serviced 2x per/week	\$261.14	\$213.24	\$47.90	\$7.49	\$0.97	\$269.60	3.24%
Serviced 3x per/week	\$358.24	\$286.39	\$71.85	\$10.06	\$1.46	\$369.76	3.22%
Serviced 4x per/week	\$455.32	\$359.52	\$95.80	\$12.82	\$1.94	\$469.88	3.20%
Serviced 5x per/week	\$552.44	\$432.69	\$119.75	\$15.19	\$2.43	\$570.06	3.19%
Serviced 6x per/week	\$649.54	\$505.84	\$143.70	\$17.76	\$2.92	\$670.22	3.18%
1st Extra Bin Pick-up	\$72.71	\$67.18	\$5.53	\$2.36	\$0.11	\$75.18	3.40%
Additional Bins @ Same Time	\$40.63	\$35.10	\$5.53	\$1.23	\$0.11	\$41.97	3.30%
Three Yard "Manure" Bins							
Serviced 1x per/week	\$181.34	\$141.42	\$39.92	\$4.97	\$0.81	\$187.12	3.19%
Serviced 2x per/week	\$294.62	\$214.78	\$79.84	\$7.54	\$1.62	\$303.78	3.11%
Serviced 3x per/week	\$407.82	\$288.06	\$119.76	\$10.12	\$2.43	\$420.37	3.08%
Serviced 4x per/week	\$521.06	\$361.38	\$159.68	\$12.69	\$3.24	\$536.99	3.06%
Serviced 5x per/week	\$634.31	\$434.71	\$199.60	\$15.26	\$4.05	\$653.62	3.04%
Serviced 6x per/week	\$747.51	\$507.99	\$239.52	\$17.84	\$4.86	\$770.21	3.04%
Extra Pick-up	\$85.66	\$76.45	\$9.21	\$2.68	\$0.19	\$88.53	3.35%
Three Yard "Mini-Packer" Bins							
Serviced 1x per/week	\$257.11	\$185.25	\$71.86	\$6.50	\$1.46	\$265.07	3.10%
Serviced 2x per/week	\$463.44	\$319.72	\$143.72	\$11.23	\$2.92	\$477.59	3.05%
Serviced 3x per/week	\$669.82	\$454.24	\$215.58	\$15.95	\$4.38	\$690.15	3.04%
Serviced 4x per/week	\$876.13	\$588.69	\$287.44	\$20.67	\$5.83	\$902.63	3.02%
Serviced 5x per/week	\$1,082.51	\$723.21	\$359.30	\$25.40	\$7.29	\$1,115.20	3.02%
Serviced 6x per/week	\$1,288.83	\$857.67	\$431.16	\$30.12	\$8.75	\$1,327.70	3.02%
Extra Pick-up	\$117.14	\$100.56	\$16.58	\$3.53	\$0.34	\$121.01	3.30%

SUMMARY OF FRANCHISED SOLID WASTE RATE STRUCTURE - CITY OF GARDEN GROVE
 NEW RATES ESTABLISHED BY GARDEN GROVE DISPOSAL EFFECTIVE JULY 1, 2018
 PREPARED AND SUBMITTED BY GARDEN GROVE DISPOSAL

COMMERCIAL	Current GGD Rate Schedule	Service Fee Subject to CPI	Landfill Costs Pass Through	Adjustment to Rates		Adjusted GGD Rate Schedule	Net % Adj.
				Service Fee	Landfill		
Four Yard Commercial Bins							
Serviced 1x per/week	\$188.44	\$156.50	\$31.94	\$5.50	\$0.65	\$194.59	3.26%
Serviced 2x per/week	\$310.19	\$246.32	\$63.87	\$8.65	\$1.30	\$320.14	3.21%
Serviced 3x per/week	\$431.95	\$336.14	\$95.81	\$11.80	\$1.94	\$445.69	3.18%
Serviced 4x per/week	\$553.73	\$425.98	\$127.75	\$14.96	\$2.59	\$571.28	3.17%
Serviced 5x per/week	\$675.46	\$515.78	\$159.68	\$18.11	\$3.24	\$696.81	3.16%
Serviced 6x per/week	\$797.25	\$605.63	\$191.62	\$21.27	\$3.89	\$822.41	3.16%
Extra Pick-up	\$85.21	\$77.84	\$7.37	\$2.73	\$0.15	\$88.09	3.38%
Additional Bins @ Same Time	\$46.72	\$39.20	\$7.52	\$1.38	\$0.15	\$48.25	3.27%
Six Yard Commercial Bins							
Serviced 1x per/week	\$205.08	\$157.18	\$47.91	\$5.52	\$0.97	\$211.57	3.16%
Serviced 2x per/week	\$326.46	\$230.65	\$95.81	\$8.10	\$1.94	\$336.50	3.08%
Serviced 3x per/week	\$447.88	\$304.17	\$143.72	\$10.68	\$2.92	\$461.48	3.04%
Serviced 4x per/week	\$569.24	\$377.62	\$191.62	\$13.26	\$3.89	\$586.39	3.01%
Serviced 5x per/week	\$690.65	\$451.13	\$239.53	\$15.84	\$4.86	\$711.35	3.00%
Serviced 6x per/week	\$812.03	\$524.60	\$287.43	\$18.42	\$5.83	\$836.28	2.99%
Extra Pick-up	\$90.88	\$79.83	\$11.06	\$2.80	\$0.22	\$93.90	3.32%
Additional Bins @ Same Time	\$50.81	\$39.53	\$11.28	\$1.39	\$0.23	\$52.43	3.19%
Three Yard Temp. Construction Bins							
Serviced 1x per/week	\$181.27	\$157.32	\$23.95	\$5.52	\$0.49	\$187.28	3.32%
Serviced 2x per/week	\$274.85	\$226.95	\$47.91	\$7.97	\$0.97	\$283.79	3.25%
Serviced 3x per/week	\$368.47	\$296.61	\$71.86	\$10.42	\$1.46	\$380.35	3.22%
Serviced 4x per/week	\$462.04	\$366.23	\$95.81	\$12.86	\$1.94	\$476.84	3.20%
Serviced 5x per/week	\$555.69	\$435.93	\$119.76	\$15.31	\$2.43	\$573.43	3.19%
Serviced 6x per/week	\$649.28	\$505.57	\$143.72	\$17.75	\$2.92	\$669.95	3.18%
Extra Pick-up	\$97.31	\$91.78	\$5.53	\$3.22	\$0.11	\$100.64	3.42%
Three Yard Recycle Bins							
Serviced 1x per/week	\$140.11	\$140.11	n/a	\$4.92	n/a	\$145.03	3.51%
Serviced 2x per/week	\$213.24	\$213.24	n/a	\$7.49	n/a	\$220.73	3.51%
Serviced 3x per/week	\$286.39	\$286.39	n/a	\$10.06	n/a	\$296.45	3.51%
Serviced 4x per/week	\$359.53	\$359.53	n/a	\$12.62	n/a	\$372.15	3.51%
Serviced 5x per/week	\$432.70	\$432.70	n/a	\$15.19	n/a	\$447.89	3.51%
Serviced 6x per/week	\$505.84	\$505.84	n/a	\$17.76	n/a	\$523.60	3.51%
Extra Pick-up	\$67.18	\$67.18	n/a	\$2.36	n/a	\$69.54	3.51%
Container Used as "Trash" - Each Occurrence	\$35.10	\$35.10		\$1.23	n/a	\$36.33	3.50%
Pull-out service							
Serviced 1x per/week	\$57.45	\$57.45	n/a	\$2.02	n/a	\$59.47	3.52%
Serviced 2x per/week	\$114.89	\$114.89	n/a	\$4.03	n/a	\$118.92	3.51%
Serviced 3x per/week	\$172.33	\$172.33	n/a	\$6.05	n/a	\$178.38	3.51%
Serviced 4x per/week	\$229.78	\$229.78	n/a	\$8.07	n/a	\$237.85	3.51%
Serviced 5x per/week	\$287.22	\$287.22	n/a	\$10.09	n/a	\$297.31	3.51%
Serviced 6x per/week	\$344.66	\$344.66	n/a	\$12.10	n/a	\$356.76	3.51%
Extra Pick-up	\$57.45	\$57.45	n/a	\$2.02	n/a	\$59.47	3.52%
Other Special Services							
"Overage" Fee per Occurrence	\$37.87	\$37.87	n/a	\$1.33	n/a	\$39.20	3.51%
Any Bin Size Exchange - In Excess of 1 p/Yr.	\$81.13	\$81.13	n/a	\$2.85	n/a	\$83.98	3.51%
Special Access Required - Key or Code	\$10.82	\$10.82	n/a	\$0.38	n/a	\$11.20	3.51%
Relocation Fee	\$57.81	\$57.81	n/a	\$2.03	n/a	\$59.84	3.51%
Commercial Bulky Item Pick-Up - Two Items	\$49.35	\$49.35	n/a	\$1.73	n/a	\$51.08	3.51%
Additional Item Charge - In Excess of 2 Items	\$6.58	\$6.58	n/a	\$0.23	n/a	\$6.81	3.50%
Additional Charge - Gas Recovery (A/C)	\$46.06	\$46.06	n/a	\$1.82	n/a	\$47.68	3.52%
Container Steam Cleaning	\$104.19	\$104.19	n/a	\$3.66	n/a	\$107.85	3.51%
Locking Latch Installation	\$97.61	\$97.61	n/a	\$3.43	n/a	\$101.04	3.51%
Locking Latch Rental/Maintenance (P/Tip Freq)	\$2.16	\$2.16	n/a	\$0.08	n/a	\$2.24	3.70%
Re-Deliver Bin(s) - Non-Payment	\$82.25	\$82.25	n/a	\$2.89	n/a	\$85.14	3.51%

SUMMARY OF FRANCHISED SOLID WASTE RATE STRUCTURE - CITY OF GARDEN GROVE
 NEW RATES ESTABLISHED BY GARDEN GROVE DISPOSAL EFFECTIVE JULY 1, 2018
 PREPARED AND SUBMITTED BY GARDEN GROVE DISPOSAL

SPECIAL SERVICES	Current GGD Rate Schedule	Service Fee Subject to CPI	Landfill Costs Pass Through	Adjustment to Rates Service Fee	Landfill	Adjusted GGD Rate Schedule	Net % Adj.
Roll-Off Containers							
Temporary - Three Day Service							
Drop-Off Box	\$523.56	\$379.92	\$143.64	\$13.34	\$2.92	\$539.82	3.11%
Demo Box	\$594.07	\$389.95	\$204.12	\$13.69	\$4.14	\$611.90	3.00%
Green Waste Box	\$403.16	\$403.16	\$0.00	\$14.16	\$0.00	\$417.32	3.51%
Demo - Clean Inerts	\$329.92	\$329.92	n/a	\$11.59	n/a	\$341.51	3.51%
Permanent - Min. 4 Load per/Month							
Drop-Off Box	\$504.76	\$361.12	\$143.64	\$12.68	\$2.92	\$520.36	3.09%
Demo Box	\$569.21	\$365.09	\$204.12	\$12.82	\$4.14	\$586.17	2.98%
Compactor Box	\$670.23	\$443.43	\$226.80	\$15.57	\$4.60	\$690.40	3.01%
Over Weight Surcharge Over 8 Tons							
Drop-Off Box	\$40.53	\$10.29	\$30.24	\$0.36	\$0.61	\$41.50	2.39%
Demo Box	\$40.53	\$10.29	\$30.24	\$0.36	\$0.61	\$41.50	2.39%
Demo - Clean Inerts	\$32.46	\$32.46	n/a	\$1.14	n/a	\$33.60	3.51%
Compactor Box	\$40.53	\$10.29	\$30.24	\$0.36	\$0.61	\$41.50	2.39%
Over Weight Surcharge Over 6 Tons							
Green Waste Box	\$39.45	\$39.45	n/a	\$1.39	n/a	\$40.84	3.52%
Relocation Fee	\$57.81	\$57.81	n/a	\$2.03	n/a	\$59.84	3.51%
Stand-by Hourly Rate	\$82.25	\$82.25	n/a	\$2.89	n/a	\$85.14	3.51%
Trip Charge / Dead Run	\$57.81	\$57.81	n/a	\$2.03	n/a	\$59.84	3.51%
"Turn-A-Round" Surcharge - Packer Units	\$10.82	\$10.82	n/a	\$0.38	n/a	\$11.20	3.51%
Saturday Service P/Box	\$35.63	\$35.63	n/a	\$1.25	n/a	\$36.88	3.51%
Heavy-duty Truck Service - p/Load	\$378.60	\$378.60	n/a	\$13.29	n/a	\$391.89	3.51%
Mandatory Signature Required	\$5.41	\$5.41	n/a	\$0.19	n/a	\$5.60	3.51%
Temp R/O Extra Day p/Day Charge	\$13.16	\$13.16	n/a	\$0.46	n/a	\$13.62	3.50%
Steam Cleaning R/O or Packer >1 p/Yr	\$108.18	\$108.18	n/a	\$3.80	n/a	\$111.98	3.51%
Storage Container Mo. Rental / Delivery	\$85.46	\$85.46	n/a	\$3.00	n/a	\$88.46	3.51%
Storage Container Return (\$1.00/mile) +	\$10.82	\$10.82	n/a	\$0.38	n/a	\$11.20	3.51%
Non-Profit Storage Container Mo. Rental / Deliver	\$53.05	\$50.39	n/a	\$1.86	n/a	\$54.91	3.51%
Tilt Hopper Monthly Rental	\$42.18	\$42.18	n/a	\$1.48	n/a	\$43.66	3.51%
Three (3) Yard Bin Monthly Rental	\$54.08	\$54.08	n/a	\$1.90	n/a	\$55.98	3.51%
Non-Profit Three (3) Yard Bin Monthly Rental	\$31.83	\$31.83	n/a	\$1.12	n/a	\$32.95	3.52%
LEEDS/GREEN BUILDING							
Drop-Off Box Mixed Trash/C&D	\$504.76	\$361.12	\$143.64	\$12.68	\$2.92	\$520.36	3.09%
Demo Box Mixed Inert	\$569.21	\$365.09	\$204.12	\$12.82	\$4.14	\$586.17	2.98%
Demo Box Clean Concrete/Inert	\$330.54	\$330.54	-	\$11.61	\$0.00	\$342.15	3.51%
Drop-Off Box Clean Wood/Drywall	\$454.55	\$454.55	-	\$15.96	\$0.00	\$470.51	3.51%
Drop-Off Box Metal	\$79.57	\$79.57	-	\$2.79	\$0.00	\$82.36	3.51%
Drop-Off Box Cardboard	\$127.31	\$127.31	-	\$4.47	\$0.00	\$131.78	3.51%
	Paid to City	CPI % and Net Adjustment		Due July 1st			
Administrative Cost Reimbursement	\$157,380.32	3.51%	\$5,526.36	\$162,906.68			
Annual Contribution to Community Programs							
City of Garden Grove	\$22,482.89	3.51%	\$789.48	\$23,272.37			
Garden Grove Community Foundation	\$22,482.89	3.51%	\$789.48	\$23,272.37			

**CPI-All Urban Consumers (Current Series)
Original Data Value**

Series Id: CUURS49ASAO

Not Seasonally Adjusted

Series Title: All items in Los Angeles-Long Beach-Anaheim,

Area: Los Angeles-Long Beach-Anaheim, CA

Item: All items

Base Period: 1982-84=100

Years: 2008 to 2018

Year	Jan	Feb	Mar	Apr	May	Jun	Jul	Aug	Sep	Oct	Nov	Dec	Annual	HALF1	HALF2
2008	220.918	221.431	223.606	224.625	226.651	229.033	229.886	228.484	227.449	226.159	222.229	219.620	225.008	224.377	225.638
2009	220.719	221.439	221.376	221.693	222.522	223.906	224.010	224.507	225.226	225.264	224.317	223.643	223.219	221.943	224.495
2010	224.610	224.620	225.483	225.916	226.438	225.877	225.991	226.373	226.048	226.794	225.941	226.639	225.894	225.491	226.298
2011	228.652	229.729	232.241	233.319	233.367	232.328	231.303	231.833	233.022	233.049	232.731	231.567	231.928	231.606	232.251
2012	233.441	234.537	236.941	236.866	237.032	236.025	235.776	237.222	238.104	240.111	237.675	236.042	236.648	235.807	237.488
2013	238.015	239.753	239.995	239.043	239.346	239.223	238.920	239.219	239.611	239.940	238.677	238.742	239.207	239.229	239.185
2014	239.857	241.059	242.491	242.437	243.362	243.528	243.727	243.556	243.623	243.341	241.753	240.475	242.434	242.122	242.746
2015	239.724	241.297	243.738	243.569	246.093	245.459	247.066	246.328	245.431	245.812	245.711	245.357	244.632	243.313	245.951
2016	247.155	247.113	247.873	248.368	249.554	249.789	249.784	249.700	250.145	251.098	250.185	250.189	249.246	248.309	250.184
2017	252.373	253.815	254.525	254.971	255.674	255.275	256.023	256.739	257.890	258.883	259.135	259.220	256.210	254.439	257.982
2018	261.235	263.012													

0**

261.2350+

252.3730-

8.8620◇

8.8620÷

252.373=

0.0351%

Consumer Price Index

PRINT: Search Consumer Price Index

[CPI Home](#)

[CPI Publications](#)

[CPI Data](#)

[CPI Methods](#)

[CPI FAQs](#)

[Contact CPI](#)

[Consumer Price Index](#) > [Methods](#) > [Consumer Price Index Geographic Revision for 2018](#)

Consumer Price Index Geographic Revision for 2018

Starting in 2002, the Bureau of Labor Statistics (BLS) moved away from comprehensive revisions implemented every ten years or so in favor of incremental updates implemented on an ongoing basis. For example, expenditure weight updates are now introduced every two years, and item structure changes occur whenever they are deemed appropriate given changes in the marketplace. One element of the CPI that has not seen more frequent revisions, however, is the geographic sample.

In January 2018, BLS will introduce a new geographic area sample for the Consumer Price Index (CPI). The last time the sample was revised was in 1998. The new sample consists of 75 urban areas—large, medium, and small. There are 87 urban areas in the current sample.

Changes to the Geographic Structure

The CPI geographic sample is selected to be representative of the demographics of the United States. The 2018 revision utilizes the 2010 Decennial Census and it incorporates an updated area sample design, changes the frequency of publication for several local area indexes, and establishes some new local area and aggregate indexes. It also introduces Census division-level indexes.

Core Based Statistical Areas

For the 2018 revision, primary sampling units (PSUs) are defined using Office of Management and Budget (OMB) Core Based Statistical Area (CBSA) definitions. This is different from the previous definition of PSUs as metropolitan statistical areas.

Table 1. Publication differences between the old and the new geographic sample designs

	Number of areas published	Number of areas published monthly	Number of areas published bimonthly	Number of areas published semi-annually
Old design	27	3	11	13
New design	23	3	20	0

Riverside, CA, which was previously included in the Los Angeles-Riverside-Orange County, CA MSA, will now be its own CBSA, and will be considered a new index, starting at 100.000. The combined Washington-Baltimore index (one of the bimonthly indexes) will be discontinued. The Washington and Baltimore areas will be independent CBSAs. The new CBSAs for Washington and Baltimore will be considered continuous with the independent areas Washington (A312) and Baltimore (A313) under the old schedule. Existing indexes for A312 and A313, not previously published for January 1998-December 2017, will be published, with a footnote to indicate that indexes are based on a substantially smaller sample, and allowing the post-revision indexes to be continuous back to 1914.

Under the old design, indexes were published for Pittsburgh PA, Cincinnati-Hamilton OH-KY-IN, Cleveland-Akron OH, Milwaukee-Racine WI, and Portland-Salem OR-WA. Because they did not meet a population threshold, they will not be published under the new design. In addition, the index for Kansas City MO-KS will no longer be published because it was not selected as part of the sample.

Table 2. Publication list of CBSAs including publication frequency and schedule

New CBSA	Old MSA	New Publication		Old Publication	
		Frequency	Schedule	Frequency	Schedule
Chicago-Naperville-Elgin, IL-IN-WI	Chicago-Gary-Kenosha, IL-IN-WI	Monthly	Monthly	Monthly	Monthly

New CBSA	Old MSA	New Publication		Old Publication	
		Frequency	Schedule	Frequency	Schedule
Los Angeles-Long Beach-Anaheim, CA	Los Angeles-Riverside-Orange County, CA	Monthly	Monthly	Monthly	Monthly
New York-Newark-Jersey City, NY-NJ-PA	New York-Northern New Jersey-Long Island, NY-NJ-CT-PA	Monthly	Monthly	Monthly	Monthly
Atlanta-Sandy Springs-Roswell, GA	Atlanta, GA	Bimonthly	Even months	Bimonthly	Even months
Baltimore-Columbia-Towson, MD	Washington-Baltimore, DC-MD-VA-WV	Bimonthly	Even months	Bimonthly	Odd months
Boston-Cambridge-Newton, MA-NH	Boston-Brockton-Nashua, MA-NH- ME-CT	Bimonthly	Odd months	Bimonthly	Odd months
Dallas-Fort Worth-Arlington, TX	Dallas-Fort Worth, TX	Bimonthly	Odd months	Bimonthly	Odd months
Denver-Aurora-Lakewood, CO	Denver-Boulder-Greeley, CO	Bimonthly	Odd months	Semi-annual	Semi-annual
Detroit-Warren-Dearborn, MI	Detroit-Ann Arbor-Flint, MI	Bimonthly	Even months	Bimonthly	Even months
Houston-The Woodlands-Sugar Land, TX	Houston-Galveston-Brazoria, TX	Bimonthly	Even months	Bimonthly	Even months
Miami-Fort Lauderdale-West Palm Beach, FL	Miami-Fort Lauderdale, FL	Bimonthly	Even months	Bimonthly	Even months
Minneapolis-St. Paul-Bloomington, MN-WI	Minneapolis-St. Paul, MN-WI	Bimonthly	Odd months	Semi-annual	Semi-annual
Philadelphia-Camden-Wilmington, PA-NJ-DE-MD	Philadelphia-Wilmington- Atlantic City, PA-NJ-DE-MD	Bimonthly	Even months	Bimonthly	Even months
Phoenix-Mesa-Scottsdale, AZ	Phoenix-Mesa, AZ	Bimonthly	Even months	Semi-annual	Semi-annual
Riverside-San Bernardino-Ontario, CA	Los Angeles-Riverside-Orange County, CA	Bimonthly	Odd months	Monthly	Monthly
San Diego-Carlsbad, CA	San Diego, CA	Bimonthly	Odd months	Semi-annual	Semi-annual
San Francisco-Oakland-Hayward, CA	San Francisco-Oakland-San Jose, CA	Bimonthly	Even months	Bimonthly	Even months
Seattle-Tacoma-Bellevue, WA	Seattle-Tacoma-Bremerton, WA	Bimonthly	Even months	Bimonthly	Even months
St. Louis, MO-IL	St. Louis, MO-IL	Bimonthly	Even months	Semi-annual	Semi-annual
Tampa-St. Petersburg-Clearwater, FL	Tampa-St. Petersburg-Clearwater, FL	Bimonthly	Odd months	Semi-annual	Semi-annual
Urban Alaska	Anchorage, AK	Bimonthly	Even months	Semi-annual	Semi-annual
Urban Hawaii	Honolulu, HI	Bimonthly	Odd months	Semi-annual	Semi-annual
Washington-Arlington-Alexandria, DC-VA-MD-WV	Washington-Baltimore, DC-MD-VA-WV	Bimonthly	Odd months	Bimonthly	Odd months

Region, division, and size-class indexes

Two additional major changes with the new design are: (1) the number of size classes and (2) the publication of Census division-level indexes in addition to the current Census region-level indexes. Under the area redesign, the CPI now has two size classes, A and B/C (corresponding to population size greater than 2,500,000 for size class A and 2,500,000 or less for size class B/C), rather than the three size classes under the old design (A, B/C, and D, with population size of more than 1,500,000 for size class A, 50,000 to 1,500,000 for size class B/C, and less than 50,000 for size class D). The current size class B/C and size class D are consolidated in order to reduce small sample bias and to reduce the standard error of indexes.

Census regions are now split into divisions, three in the South and two each in the Northeast, Midwest, and West.

Table 3. Published monthly region and division indexes in 2018

	Northeast	Midwest	South	West
Divisions				
	New England	East North Central	South Atlantic	Mountain
	Middle Atlantic	West North Central	East South Central	Pacific
			West South Central	

BLS will continue to publish monthly region-size class indexes for A-sized and B/C-sized cities in the four regions. Additional information is available in the Monthly Labor Review article [The 2018 revision of the Consumer Price Index geographic sample](#).

Publication of additional items below the national level

The following items will be published at the region, division, and area level. Series for new areas will have a base period of December 2017=100; base periods for continuing areas will vary by area.

Table 4. Newly published items below the national level

Item name	Item code
Cereal and bakery products	SAF111
Meats, poultry, fish, and eggs	SAF112
Dairy and related products	SEFJ
Fruits and vegetables	SAF113
Nonalcoholic beverages	SAF114
Other food at home	SAF115
New and used motor vehicles	SETA (1)
New vehicles	SETA01 (1)
Used cars and trucks	SETA02 (1)
Motor vehicle insurance	SETE
Tuition, other school fees, and child care	SEEB

Footnotes:
 (1) Currently published at the region level.

Additional Documents:

- 2018 Geographic Revision Area Concordance ([XLSX](#))
- Post-2018 Geographic Revision Mock-Up of CPI Press Release Table 4 ([PDF](#))
- 2018 Geographic Revision Map ([PDF](#))

Last Modified Date: April 10, 2018

RECOMMEND THIS PAGE USING:  Facebook  Twitter  LinkedIn

TOOLS

- Areas at a Glance
- Industries at a Glance
- Economic Releases
- Databases & Tables
- Maps

CALCULATORS

- Inflation
- Injury And Illness

HELP

- Help & Tutorials
- FAQs
- Glossary
- About BLS
- Contact Us

INFO

- What's New
- Careers @ BLS
- Find It! DOL
- Join our Mailing Lists
- Linking & Copyright Info

RESOURCES

- Inspector General (OIG)
- Budget and Performance
- No Fear Act
- USA.gov
- Benefits.gov
- Disability.gov

[Freedom of Information Act](#) | [Privacy & Security Statement](#) | [Disclaimers](#) | [Customer Survey](#) | [Important Web Site Notices](#)

U.S. Bureau of Labor Statistics | Division of Consumer Prices and Price Indexes, PSB Suite 3130, 2 Massachusetts Avenue, NE Washington, DC 20212-0001
www.bls.gov/CPI | Telephone: 1-202-691-7000 | [Contact CPI](#)



ATTACHMENT C



Tom Koutroulis, Director
300 N. Flower Street, Suite 400
Santa Ana, CA 92703

www.oilandfills.com
Telephone: (714) 834-4000
Fax: (714) 834-4183

March 15, 2018

Mr. Scott C. Stiles, City Manager
City of Garden Grove
11222 Acacia Parkway
Garden Grove, CA 92840

Subject: Waste Disposal Agreement Contract Rate Increase

Dear Mr. Stiles,

In accordance with the Waste Disposal Agreement between the City of Garden Grove and the County of Orange (County), the County shall provide the City with notice of the adjustment to the contract rate on an annual basis effective July 1st of each year. This letter serves as your official notice that the adjusted contract rate is effective July 1, 2018 and will be \$34.18. The escalation calculation of the adjustment is included as an attachment to this letter as set forth in Section 4.2(F) of the Waste Disposal Agreement.

If you have any questions, please call me at (714) 834-4130 or e-mail me at kristen.almaraz@ocwr.ocgov.com.

Sincerely,


Kristen Almaraz
Contract Compliance Manager

Attachment


Annual Escalation (WDA) Rate Change Sheet for Year: 2018

Effective July 1 st	Charge Type	Current Rate	New Rate	Description
Non Contract ¹	30	57.50 ✓	58.18 ✓✓	Standard
	31	62.50 ✓	63.18 ✓✓	HTH
City Contract 1	50	33.50 ✓	34.18 ✓✓	Standard
	51	38.50 ✓	39.18 ✓✓	HTH
City Contract 2 (+10%)	60	36.85 ✓✓	37.60 ✓✓	Standard
	61	41.85 ✓✓	42.60 ✓✓	HTH
Exempt & Credit (e.g., soil, asphalt, green waste, etc.)	90	0		Exempt
	95	0		Credit
Auto	33	5.00 (.08 tons x \$27 fixed rate = \$5)		Flat Fee
Trucks <880lbs.	34	20.00 (.44 tons x \$46 fixed rate = \$20)		Minimum Rate
For trucks >880lbs.	30	Charge varies (tons x non contract standard rate)		

¹ For Non Contract In-County waste, rate is the In-County WDA rate plus \$19 AB939 surcharge, plus \$5.

Reviewed by:  5/7/18
 Kristen Almaraz
 Contract & Program Support
 Date

Reviewed by: Trang Doan 2/13/18
 Trang Doan
 Budget, Purchasing, & Landfill Administration
 Date

Approved by:  2-20-18
 Lisa Smith
 Business Services, Deputy Director
 Date

OC Waste & Recycling Accounting
 Annual Contract Rate Adjustment (Escalation Calculation)
 Effective July 1, 2018

(1) Percentage Change Calculation Formula:

Step 1:

$$\left[\frac{\text{October 2017 CPI}}{\text{October 2016 CPI}} \right] - 1 = \% \text{ Increase in Contract Rate}$$

Fr: B $\left[\frac{246.663}{241.729} \right] - 1 = 2.04\%$

City Contract Rate:

Step 2:

$$\text{Current City Contract Rate} \times (1 + \% \text{ Increase in Contract Rate}) = \text{Contract Rate as of July 1, 2018}$$

$$\$33.50 \times (1 + 2.04\%) = \$34.18$$

(2) OC Sanitation District Rate:

$$\text{Contract Rate as of July 1, 2018} \times (1 + 10\%) = \text{OC Sanitation District Contract Rate as of July 1, 2018}$$

$$\$34.18 \times (1 + 10\%) = \$37.60$$

Note:

- (1) Complete instructions on calculating this annual adjustment are available in Section 4.2 (I) (F) of the Waste Disposal Agreement effective July 1, 2010.

S:_No_Auto-Delete\Management_Services\Scanned Waste Disposal Contracts\WDA\2010-2020 Signed Agreements\Facility Operator

- (2) Complete instructions on calculating this annual adjustment are available in Section 4.2 (A) of the Waste Disposal Agreement with Orange County Sanitation District effective 2012.

S:_No_Auto-Delete\Management_Services\Scanned Waste Disposal Contracts\WDA\2010-2020 Signed Agreements\JPA & Sanitation District

[A to Z Index](#) | [FAQs](#) | [About BLS](#) | [Contact Us](#) | [Subscribe to E-mail Updates](#) **GO**

[Follow Us](#) | [What's New](#) | [Release Calendar](#) | [Blog](#)

Search BLS.gov

[Home](#) | [Subjects](#) | [Data Tools](#) | [Publications](#) | [Economic Releases](#) | [Students](#) | [Beta](#)

Databases, Tables & Calculators by Subject

SHARE ON [f](#) [t](#) [in](#) [PRINT](#) [SIZE](#) - +

Change Output Options: From To **GO**

include graphs include annual averages

[More Formatting Options](#) →

Data extracted on: January 24, 2018 (5:50:41 PM)

GPI-All Urban Consumers (Current Series)

Series Id: CUUR0000SA0
Not Seasonally Adjusted
Series Title: All items in U.S. city average, all urban consumers, not seasonally adjusted
Area: U.S. city average
Item: All items
Base Period: 1982-84=100

Download: [xlsx](#)

Year	Jan	Feb	Mar	Apr	May	Jun	Jul	Aug	Sep	Oct	Nov	Dec	HALF1	HALF2
2007	202.416	203.499	205.352	206.686	207.949	208.352	208.299	207.917	208.490	208.936	210.177	210.036	205.709	208.976
2008	211.080	211.693	213.528	214.823	216.632	218.815	219.964	219.086	218.783	216.573	212.425	210.228	214.429	216.177
2009	211.143	212.193	212.709	213.240	213.856	215.693	215.351	215.834	215.969	216.177	216.330	215.949	213.139	215.935
2010	216.687	216.741	217.631	218.009	218.178	217.965	218.011	218.312	218.439	218.711	218.803	219.179	217.535	218.576
2011	220.223	221.309	223.467	224.906	225.964	225.722	225.922	226.545	226.889	226.421	226.230	225.672	223.598	226.280
2012	226.665	227.663	229.392	230.085	229.815	229.478	229.104	230.379	231.407	231.317	230.221	229.601	228.850	230.338
2013	230.280	232.166	232.773	232.531	232.945	233.504	233.596	233.877	234.149	233.546	233.069	233.049	232.366	233.548
2014	233.916	234.781	236.293	237.072	237.900	238.343	238.250	237.852	238.031	237.433	236.151	234.812	236.384	237.088
2015	233.707	234.722	236.119	236.599	237.805	238.638	238.654	238.316	237.945	237.838	237.336	236.525	236.265	237.769
2016	236.916	237.111	238.132	239.261	240.229	241.018	240.628	240.849	241.428	241.729	241.353	241.432	238.778	241.237
2017	242.839	243.603	243.801	244.524	244.733	244.955	244.786	245.519	246.819	246.863	246.669	246.524	244.076	246.163

To A

RECOMMEND THIS PAGE USING: [f](#) Facebook [t](#) Twitter [in](#) LinkedIn

TOOLS

[Areas at a Glance](#)
[Industries at a Glance](#)
[Economic Releases](#)
[Databases & Tables](#)
[Maps](#)

CALCULATORS

[Inflation](#)
[Injury And Illness](#)

HELP

[Help & Tutorials](#)
[FAQs](#)
[Glossary](#)
[About BLS](#)
[Contact Us](#)

INFO

[What's New](#)
[Careers @ BLS](#)
[Find III DOI](#)
[Join our Mailing Lists](#)
[Linking & Copyright Info](#)

RESOURCES

[Inspector General \(OIG\)](#)
[Budget and Performance](#)
[No Fear Act](#)
[USA gov](#)
[Benefits gov](#)
[Disability gov](#)

[Freedom of Information Act](#) | [Privacy & Security Statement](#) | [Disclaimers](#) | [Customer Survey](#) | [Important Web Site Notices](#)

U.S. Bureau of Labor Statistics | Postal Square Building, 2 Massachusetts Avenue, NE Washington, DC 20212-0001
www.bls.gov | Telephone: 1-202-691-5200 | TDD: 1-800-877-8339 | [Contact Us](#)

City of Garden Grove

INTER-DEPARTMENT MEMORANDUM

To: Scott Stiles From: Lisa L. Kim
Dept: City Manager Dept: Community and Economic
Development
Subject: UPDATE OF 13701 DAWSON STREET FIRE Date: May 10, 2018

OBJECTIVE

The purpose of this memorandum is to provide information about the recent fire incident at 13701 Dawson Street from a Building Abatement perspective.

BACKGROUND

On May 8, 2018, the Building and Safety Division was called out to a residential fire located at 13701 Dawson Street. This property is zoned for single-family residential. The location of the fire occurred at the rear of the structure. After the fire was extinguished, an initial evaluation of the structure provided evidence that the fire started in a non-permitted addition to the rear of the residence. Without access to records in the field, the visual indicators suggests that the area was non-permitted were the framing attachments and the improperly installed electrical wiring. Further inspection of the residence revealed the house was subdivided into several separate living quarters. A total of 15 people were displaced.

DISCUSSION

Cases like this are evidence of how important the Building Abatement staff is to the prevention of future incidences. One of the primary objectives of the Building Abatement staff is to bring substandard housing into compliance with State and City Codes. In the case of 13701 Dawson Street, the fire started from an illegally installed clothes dryer in the non-permitted area. If this area was permitted and inspected, the dryer would have been installed correctly with the proper wiring and exhaust.

SUMMARY

Recent State mandates are in place to provide for construction of Accessory Dwelling Units (ADU) to provide more housing in areas zoned for single family residential. This residence could have been a potential candidate to request an ADU permit to construct a legal ADU. The Building and Safety Division will continue to outreach to the public and convey the importance of the ADU programs and keeping neighborhoods safe.


LISA L. KIM
Community and Economic Development Director

By:  David Dent, Chief Building Official

Cc: Tom Schultz, Fire Chief

(Attached: Pictures from the Inspection)



Taken from the front entry



Area of non-permitted addition



Area of non-permitted addition



Area of non-permitted addition



Area of Ignition



Area Non- permitted addition

#GGUSD Pride E-Newsletter - May 9, 2018

From : Garden Grove Unified School District <amilone@ggusd.us>
Subject: GGUSD Pride E-Newsletter - May 9, 2018
To : meenay@ci.garden-grove.ca.us
Reply To: amilone@ggusd.us

Wed, May 09, 2018 05:31 PM

May 9, 2018



#GGUSDPride E-newsletter

The #GGUSDPride E-newsletter features many of the great things happening in GGUSD. Send your photos to pio_department@ggusd.us to highlight your school or students in the e-newsletter.

Thank You GGUSD Teachers

This week, GGUSD schools are hosting a variety of special events this week to honor their teachers for their dedication to the success of the district's approximately 43,000 students. The events are held in recognition of California's Day of the Teacher on Wednesday, May 9 and national Teacher Appreciation Week. The unwavering dedication our teachers have for their students, schools, job, and community help make GGUSD one of the best and strongest school districts in Orange County and across the state.



At Paine Elementary, Teacher Appreciation Day began with a "shake up in their wake up." Principal Martinez and the office staff prepared a waffle breakfast with all the fixings, and plenty of coffee!

Follow us on Facebook and Twitter and search #GGUSDLovesOurTeachers



Thanks to All of Our School Nurses

May 9 is also School Nurses Appreciation Day and we are truly grateful to all of our school nurses who work tirelessly to ensure students are cared for each and every day while at school.

Pictured here is Janine Caraballo, one of our homegrown employees and the School Nurse for Mark Twain Special Education Center, Jordan Intermediate School and Stanford, Paine, and Mitchell elementary schools.

Thank you to Janine and all GGUSD school nurses for helping to promote the health, safety, and happiness of our students. Your work is extremely important in contributing to a positive school climate.

Last week, GGUSD administrators and teachers attended a special event hosted by the California Department of Education to honor California's Exemplary Districts and Distinguished Schools. GGUSD was one of only 22 Exemplary Districts across the state and the first and only in Orange County. GGUSD also had an impressive 11 Distinguished Schools, more than any district in Orange County and more than any comparable district across the state. GGUSD boasts the third highest number of Distinguished Schools, just behind much larger districts: Los Angeles Unified and San Diego Unified. This is an amazing accomplishment for our district and schools.



Must-Watch Video

In this must-watch video, GGUSD Board of Education members, Superintendent Gabriela Mafi, and Garden Grove Mayor Steve Jones congratulate the district's eleven Distinguished Schools on their award-winning accomplishments.

During the video, student scholars share what they love most about their distinguished school.
#ChooseGGUSD

2018 College Signing Day

GGUSD high schools celebrated their college-bound seniors recently with fun College Signing Day events, complete with music, cake, and photo stations to capture photos of students proudly holding signs displaying which college they plan to attend. GGUSD continues to soar as a leader in college readiness across Orange County and throughout California. During the 2016-2017 school year, 57.5% of GGUSD high school seniors met rigorous a-g college entrance requirements qualifying students to attend UC or CSU schools. This compares to 52% a-g completion rates across Orange County and 46.8% statewide. GGUSD students, parents, and community members are encouraged to post their photos on social media and engage with GGUSD's social media campaign using #GGUSDCollegeSigning.





Click here to view our College Signing Day website for more photos.

Awesome Parent Partners

GGUSD hosted its second Parent Leadership Academy training session last week with more than 125 parents in attendance. Parents enjoyed workshops led by Superintendent Gabriela Mafi and other district administrators about effective communication, problem-solving, and school public relations. Attendees also enjoyed getting to know other parents over lunch. GGUSD parents are committed to the success of our schools. [Click here](#) for all of the photos from the second Parent Leadership Academy.



All About AVID

Last week, GGUSD hosted an AVID Certification Expo at Jordan Intermediate School where AVID teachers shared goals and results about AVID instruction, culture, leadership, and systems. Our AVID teachers are huge contributors to GGUSD's success as a state and county leader in college readiness. Did you know that our students outperform the state and the county in the number of high school seniors who meet rigorous a-g college entrance requirements, qualifying students to attend UC or CSU schools?

Garden Grove Unified School District

10331 Stanford Ave.
Garden Grove, CA 92840
Phone: (714) 663-6000
www.ggusd.us
webmaster@ggusd.us

Stay Connected



Garden Grove Unified School District | 10331 Stanford Avenue, Garden Grove, CA 92840

[Unsubscribe meenay@ci.garden-grove.ca.us](mailto:Unsubscribe_meenay@ci.garden-grove.ca.us)

[Update Profile](#) | [About our service provider](#)

Sent by amilone@ggusd.us in collaboration with

Constant Contact
Try it free today

WEEKLY MEMO 5-10-18

**SOCIAL MEDIA
HIGHLIGHTS**

Date Sent Total Reach Reactions Comments Engagement Clicks



Garden Grove Fire Department

Beep Beep Beep

12.2k 211 22 16% 2.1k

The tones go off, alerting firefighters of an incident. Overhead, we hear the dispatcher's voice advising us of a drowning. The crew scrambles for the . In moments, the diesel engine is roaring and the fire engine is rolling out of the station.

While en route, Metro Net updates us on circumstances. The engineer expertly navigates busy streets with and siren as the captain continues to route him in.

On arrival, the crew is greeted by a panicked family member. Firefighters are directed through a side gate leading to the backyard. As we navigate our way back with our paramedic gear, we can hear people screaming and/or crying. The cries are haunting and all so familiar to rescuers.

Paramedics find a small child on the deck of a swimming pool, limp and lifeless. A family member tells us he went to grab his phone and was only gone for less than a minute.

Firefighter/paramedics quickly perform an assessment, and confirm cardiac arrest. CPR is initiated by the engineer and captain while the medics begin advanced life support that includes intravenous medications, airway management, and defibrillation. After several minutes of treatment, a pulse is restored and eventually the patient begins to breathe spontaneously.

Treatment continues until the arrives. As we begin to make our way to the ambulance, a family member grabs the arm of the captain and desperately asks, "Is he/she going to be ok?" He advises the person that the child was resuscitated but in serious condition.

This outcome is not always the case. As summer approaches, PLEASE always have a designated and responsible person watching the water when people are in the water.

#gg1956 #watersafety

(Post) May 03, 2018 8:30 am

Date Sent Total Reach Reactions Comments Engagement Clicks



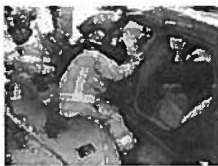
Garden Grove Fire Department
FIRE DEPARTMENT INCIDENT

4.2k 134 21 25% 1.3k

Firefighters responded to the intersection of Chapman & Ninth for a traffic collision with entrapment around 10:00 a.m. this morning. Crews found one adult male inside. GE6 established command, and later assumed by GB1. Rescue tools were used by GT1 to cut the doors off. The patient was transported to a local trauma center with GM1 follow up. The incident is being investigated by the **Garden Grove Police Department**.

#gg1956 #gardengrovefire

*Edit-corrected spelling of established.



(Post) May 05, 2018 10:39 am









Garden Grove Fire Department
 We are receiving calls for natural gas odor on the west side of the city. Surrounding jurisdictions are also receiving calls for the same. Currently we do not have a source. We will update if further information becomes available.
#gg1956 #gardengrovefire Garden Grove City Hall Garden Grove Police Department Garden Grove Public Works Department

5.5k 102 32 20% 1.5k



(Post) May 07, 2018 3:58 pm

Date Sent	Total Reach	Reactions	Comments	Engagement	Clicks		
	Garden Grove Fire Department	<p>We would like to wish all our brothers and sisters a great and safe #InternationalFirefightersDay! We all have various paths that led us into a career devoted to the service of others, but in the end it's our shared commitment to protecting others that bond us. #MaytheFourth be with you.</p>	1.7k	95	2	7%	53
							
		(Post) May 04, 2018 10:41 am					
	Garden Grove Fire Department	<p>Heads up, everyone.</p>	612	45	-	26%	184
							
		(Post) May 03, 2018 6:45 am					
	Garden Grove Fire Department	<p>What a beautiful day in OC today! If you're going to be celebrating #CincodeMayo, have a blast & do so safely.</p>	2k	43	4	8%	160
		<p>Please designate a driver if you're having or use of the many ride options. To ensure everyone's safety, our Garden Grove Police Department will be conducting a sobriety checkpoint tonight. Details can be found here ➡ https://www.ci.gardengrove.ca.us/police/dui-enforcement-cinco-de-mayo #gg1956 #gardengrovefire Garden Grove City Hall</p>					
							
		(Post) May 05, 2018 9:44 am					

Date Sent Total Reach Reactions Comments Engagement Clicks



Garden Grove Fire Department

STRUCTURE FIRE DISPLACES UP TO 15 PEOPLE

224

19

5

120%

384

Approximately 30 fire fighters responded to the 13700 block of Dawson Street shortly after 12:00 p.m. yesterday for a residential structure fire. The first-arriving engine company reported smoke showing towards the rear of a single story house. Fire fighters initiated an attack of the fire, and conducted a search for residents. Crews encountered difficult access to the fire due to extensive structural modification. It took almost one hour to get the fire under control. A search revealed that no residents were inside the structure. There was no report of injury to residents or fire fighters.

It was estimated that up to 15 people were displaced. The Red Cross was requested to respond and provide assistance. An investigation by Garden Grove fire investigator determined the fire to be accidental due to unspecified failure of a clothes dryer left on and unattended. Damage is estimated at \$150,000 to the structure and \$40,000 to contents. Due to fire damage and structure modifications, the City building department was requested to respond. The structure was deemed uninhabitable by a building inspector.

###



(Post) May 09, 2018 12:10 pm

Date Sent	Total Reach	Reactions	Comments	Engagement	Clicks
-----------	-------------	-----------	----------	------------	--------



Garden Grove City Hall

Congratulations to the Garden Grove Class of 2018 College Graduates!

1.3k	71	8	14%	223
------	----	---	-----	-----

Last night we celebrated, **#GardenGrove** residents obtaining their degrees, ranging from an Associate degree to a Doctorate degree.

We would like to give a special thank you to Title Sponsors: **Shell** and Tasty Temptations and our other generous sponsors: **Paris Baguette, Signal Hill Petroleum, Inc., Garden Grove Chamber of Commerce Women's Division, Kiwanis Club of Greater Garden Grove, Garden Grove Strawberry Festival, Garden Grove Unified School District, Giuliano's Specialty Foods, Los Sanchez Mexican-Restaurant, Santos Flowers, Garden Grove Elks Lodge #1952, and Nicholas Dibs.** This event recognizing these scholar's academic and career achievements would not be possible without you!

#GG1956 #GardenGrove #Classof2018



(Post) May 09, 2018 2:58 pm

Date Sent Total Reach Reactions Comments Engagement Clicks



Garden Grove City Hall

May is National Bicycle Safety Awareness Month, and the **Garden Grove Police Department's** Accident Reduction Team (ART) would like to remind bicyclists, motorists, and pedestrians that the road belongs to everyone.

4.2k 69 30 11% 612







Traffic safety is important every day, but ART will focus their operations on distracted drivers, and bicyclists and pedestrians not following traffic safety rules during the month of May.

Funded by the **California Office of Traffic Safety**, ART will conduct a citywide bicyclist and pedestrian operation today as part of National Bicycle Safety Awareness Month.

#SafeStreetsGG #StayAlertGG #GG1956 #GGPD32 #GardenGrove



(Post) May 04, 2018 8:04 am

Date Sent	Total Reach	Reactions	Comments	Engagement	Clicks
 Garden Grove City Hall CITY OF GARDEN GROVE NOW HIRING The City is currently offering several job opportunities in multiple departments: Code Enforcement Supervisor: https://bit.ly/2K6jrTt Human Resources Analyst: https://bit.ly/2rumyNO Parking Control Specialist: https://bit.ly/2jF5voa Recreation Specialist III: https://bit.ly/2jInji2 Senior Real Property Agent: https://bit.ly/2i0Ovaz Utility Driver (Fire Intern): https://bit.ly/2rp1dEO #GG1956 #GardenGrove Job Opportunities CITY OF GARDEN GROVE (Post) May 08, 2018 12:00 pm	2.9k	43	17	16%	675
 Garden Grove City Hall Free summer fun for the entire family! Garden Grove TV 3 reporter, Mark Bedor, tells us about the City's Outdoor Movie Series. For more information, visit https://www.ci.garden-grove.ca.us/commserv/outdoor-movies . #GG1956 #GardenGrove  (Post) May 07, 2018 6:05 pm	1.4k	20	3	6%	110
 Garden Grove City Hall A MUST WATCH VIDEO -- GGUSD Named a 2018 California Exemplary District with 11 Distinguished Schools  (Post) May 04, 2018 4:14 pm	217	19	-	48%	129
 Garden Grove City Hall Garden Grove Community Foundation (Post) May 07, 2018 9:11 am	212	9	1	45%	126

Date Sent Total Reach Reactions Comments Engagement Clicks



Garden Grove City Hall



185 5 - 10% 19

(Post) May 03, 2018 5:55 pm



Garden Grove City Hall

Are you planning a block party for the Fourth of July?

1.2k 4 6 9% 150

Effective immediately, the fee for block party permits will be \$136.50. Applications are due Monday, June 4.

For more information, please contact the Community Services Department at (714) 741-5200.

#GG1956 #GardenGrove

City Revising Fee for Block Party Permits | City of Garden Grove

(Post) May 08, 2018 10:01 am



Garden Grove City Hall

Happy **#CincoDeMayo!**

125 3 - 10% 12

Celebrate tonight with a designated sober driver. Officers from the **Garden Grove Police Department's** DUI Enforcement Team will be conducting a DUI / Driver's license checkpoint starting at 8:00 p.m.

<https://www.ci.garden-grove.ca.us/police/dui-enforcement-cinco-de-mayo> #StayAlertGG #SafeStreetsGG #GG1956 #GardenGrove



(Post) May 05, 2018 4:32 pm

Date Sent Total Reach Reactions Comments Engagement Clicks



Garden Grove City Hall
THE VOICE OF GARDEN GROVE

1.1k 2 - 5% 68

The **Garden Grove Community Foundation** is looking for vocally talented local high school students to compete in the 7th annual The Voice of Garden Grove singing competition for a chance to win \$500 and the title "The Voice of Garden Grove 2018." Another \$500 will be donated towards the winning student's high school choir.

For more details and to sign up, visit <https://www.ggcf.com/thevoice/> or email thevoice@garden-grove.org no later than May 31.

Garden Grove Unified School District
#GG1956 #GardenGrove #TheVoice #VoiceofGG



(Post) May 03, 2018 2:21 pm



Garden Grove City Hall
Water Services has 2 scheduled outages this morning:

533 1 - 2% 11

Morgan & Kathy until 12:00 p.m.
Roxbury Road until 2:00 p.m.

Residents were notified.

#GG1956 #GardenGrove Garden Grove Public Works Department

(Post) May 04, 2018 8:47 am



Garden Grove City Hall
OCTA is hosting a series of community open houses this month to discuss the 405 Improvement Project.




158 1 - 9% 17



The same information will be presented at all sessions. Be sure to attend at least one meeting to stay informed.



#405Improvement #GG1956 #GardenGrove



(Post) May 03, 2018 4:23 pm

Date Sent	Total Reach	Reactions	Comments	Engagement	Clicks	
	Garden Grove City Hall City of Garden Grove on Twitter	539	1	-	2%	10
(Post) May 03, 2018 8:25 am						
	Garden Grove City Hall City of Garden Grove on Twitter	517	1	-	1%	4
(Post) May 03, 2018 7:35 am						
	Garden Grove City Hall Water Services has a scheduled outage, 9:00 a.m. to 2:00 p.m. on Fredrick, Robert, and Norma Lane. Residents were notified.	428	-	-	1%	6
#GG1956 #GardenGrove Garden Grove Public Works Department						
(Post) May 09, 2018 7:48 am						

Date Sent	Total Reach	Reactions	Comments	Engagement	Clicks
	196.3k	3.1k	2.3k	31%	117.3k
<p>Garden Grove Police Department</p> <p>Early this morning officers were sent to the 7-11 Store located at 12971 Nelson to investigate an armed robbery that just occurred. Two suspects were confronted in the store about shoplifting. One of the suspects produced a handgun and pointed it at the clerk. The other suspect vaulted the counter and stole an undisclosed amount of cash from the register. The clerk was not harmed in the robbery. Detectives are asking for the public's help to identify the suspects. Please call 714-741-5800 and ask to speak with robbery detectives. A press release was completed here: https://bit.ly/2rqfgdV</p>					
					
(Post) May 07, 2018 2:42 pm					

	7.6k	279	26	7%	450
<p>Garden Grove Police Department</p> <p>On this #NationalDayOfPrayer, please keep members of law enforcement and the military in your thoughts and prayers.</p>					
<p>"...While we slept in comfort behind our locked doors, a cop put his life on the line...He answered the call, of himself gave his all, and a part of America died." ~ Harry Koch</p>					
<p>Please save the date and join us on Thursday, May 17, 2018 at 5 pm to honor our five fallen heroes. http://bit.ly/2rfz8Ar #GGPD32 #GG1956 #community #hero #thinblueline Garden Grove City Hall Garden Grove Fire Department Garden Grove PA</p>					
					
(Post) May 03, 2018 12:30 pm					

Date Sent	Total Reach	Reactions	Comments	Engagement	Clicks
-----------	-------------	-----------	----------	------------	--------



Garden Grove Fire Department

Beep Beep Beep

12.2k

211

22

16%

2.1k

The tones go off, alerting firefighters of an incident. Overhead, we hear the dispatcher's voice advising us of a drowning. The crew scrambles for the . In moments, the diesel engine is roaring and the fire engine is rolling out of the station.

While en route, Metro Net updates us on circumstances. The engineer expertly navigates busy streets with and siren as the captain continues to route him in.

On arrival, the crew is greeted by a panicked family member. Firefighters are directed through a side gate leading to the backyard. As we navigate our way back with our paramedic gear, we can hear people screaming and/or crying. The cries are haunting and all so familiar to rescuers.

Paramedics find a small child on the deck of a swimming pool, limp and lifeless. A family member tells us he went to grab his phone and was only gone for less than a minute.

Firefighter/paramedics quickly perform an assessment, and confirm cardiac arrest. CPR is initiated by the engineer and captain while the medics begin advanced life support that includes intravenous medications, airway management, and defibrillation. After several minutes of treatment, a pulse is restored and eventually the patient begins to breathe spontaneously.

Treatment continues until the arrives. As we begin to make our way to the ambulance, a family member grabs the arm of the captain and desperately asks, "Is he/she going to be ok?" He advises the person that the child was resuscitated but in serious condition.

This outcome is not always the case. As summer approaches, PLEASE always have a designated and responsible person watching the water when people are in the water.

#gg1956 #watersafety

(Post) May 03, 2018 8:30 am

Date Sent Total Reach Reactions Comments Engagement Clicks



Garden Grove Police Department

Can you juggle multiple tasks with ease, have exceptional customer service skills and love the intrigue of data entry? Our Records Division is looking for someone like you! Go to <http://bit.ly/2BKgsyN> to fill out and submit your application by Tuesday, June 12th at 5:00 pm.
#GGPD32 #publicsafety #thinblueline #policerecords #JoinGGPD
Garden Grove City Hall

7.4k 165 57 15% 1.7k



(Post) May 09, 2018 4:04 pm



Garden Grove Fire Department

FIRE DEPARTMENT INCIDENT

Firefighters responded to the intersection of Chapman & Ninth for a traffic collision with entrapment around 10:00 a.m. this morning. Crews found one adult male inside. GE6 established command, and later assumed by GB1. Rescue tools were used by GT1 to cut the doors off. The patient was transported to a local trauma center with GM1 follow up. The incident is being investigated by the **Garden Grove Police Department**.







4.2k 134 21 25% 1.3k

#gg1956 #gardengrovefire

*Edit-corrected spelling of established.



(Post) May 05, 2018 10:39 am

Date Sent	Total Reach	Reactions	Comments	Engagement	Clicks
 <p>Garden Grove Police Department #FlashbackFriday. #MayThe4thBeWithYou. B. Prince and J. Gallardo fighting the dark side since before 1981. #GGPD32 #thinblueline #policehistory #fbf</p>  <p>(Post) May 04, 2018 12:35 pm</p>	3.6k	134	15	7%	258
 <p>Garden Grove Fire Department We are receiving calls for natural gas odor on the west side of the city. Surrounding jurisdictions are also receiving calls for the same. Currently we do not have a source. We will update if further information becomes available. #gg1956 #gardengrovefire Garden Grove City Hall Garden Grove Police Department Garden Grove Public Works Department</p>  <p>(Post) May 07, 2018 3:58 pm</p>	5.5k	102	32	20%	1.5k
 <p>Garden Grove Fire Department We would like to wish all our brothers and sisters a great and safe #InternationalFirefightersDay! We all have various paths that led us into a career devoted to the service of others, but in the end it's our shared commitment to protecting others that bond us. #MaytheFourth be with you.</p>  <p>(Post) May 04, 2018 10:41 am</p>	1.7k	95	2	7%	53

Date Sent Total Reach Reactions Comments Engagement Clicks



Garden Grove Police Department

On October 6, 1959, Sergeant Myron L. Trapp and other officers responded to a call of an assault with a deadly weapon. A man watching a baseball game on TV was upset with a road crew working on the street in front of his house and fired two shots from a rifle in their direction. Sergeant Trapp tried to talk the suspect out of the house, using a P.A. system. As another officer approached the front door, Sergeant Trapp saw the suspect walking towards the door with the rifle. Sergeant Trapp ran to the front to warn the officer when the suspect fired once through the door. The bullet passed by the officer and struck Sergeant Trapp, fatally wounding him. Please save the date and join us next Thursday, May 17, 2018 at 5 pm to honor this #fallenhero. For the full press release, see <http://bit.ly/2rfz8Ar> #GGPD32 #GG1956 #community #thinblueline #neverforget Garden Grove City Hall Garden Grove PA

4.2k 94 11 9% 379



(Post) May 07, 2018 12:00 pm



Garden Grove Police Department

Happy #CincoDeMayo! Just a friendly reminder to celebrate responsibly. We want everyone to get home safely. #GGPD32 #SafeStreetsGG #duidoesntjustmeanbooze Garden Grove City Hall NHTSA

3.6k 70 1 3% 58



(Post) May 05, 2018 11:00 am

Date Sent Total Reach Reactions Comments Engagement Clicks



Garden Grove Police Department

2.3k 70 9 8% 193

Officer Donald F. Reed began his law enforcement career as a Garden Grove police officer in 1977. Officer Reed quickly earned a reputation as a streetwise cop with an expertise in narcotics. On June 7, 1980, Officer Reed and three other officers entered the Cripple Creek Bar to serve a felony arrest warrant on a man in the bar. Officer Reed talked to the subject and began to escort him to the back door to prevent an incident inside the bar. As they walked out the door, the man turned and fired a semi automatic handgun, striking Officer Reed in the chest and fatally wounding him. Please save the date and join us next Thursday, May 17, 2018 at 5 pm to honor this **#fallenhero**. For the full press release, see <http://bit.ly/2rfz8Ar> **#GGPD32 #GG1956 #community #thinblueline #neverforget Garden Grove City Hall Garden Grove PA**



(Post) May 09, 2018 9:02 am

Date Sent Total Reach Reactions Comments Engagement Clicks



Garden Grove Police Department

Reserve Officer Andy Reese was one of the first reserve officers to work for the City of Garden Grove. He retired from the military, moved to Garden Grove and joined the Police Department. Reserve Officer Reese was a professional who could do it all. In the early years of the Department, all new officers were required to ride with him before being sent to an academy. On May 30, 1970, Reserve Officer Reese was directing traffic at Brookhurst and Trask for the Strawberry Festival Parade when an impatient motorist decided to pass the slow moving traffic; striking and fatally wounding Reserve Officer Reese. Please save the date and join us next Thursday, May 17, 2018 at 5 pm to honor this #fallenhero.

2.9k 54 8 6% 178

For the full press release, see <http://bit.ly/2rfz8Ar>
#GGPD32 #GG1956 #community #thinblueline #neverforget
Garden Grove City Hall Garden Grove PA



(Post) May 08, 2018 12:05 pm










Garden Grove Fire Department

Heads up, everyone.

612 45 - 26% 184



(Post) May 03, 2018 6:45 am

Date Sent	Total Reach	Reactions	Comments	Engagement	Clicks	
	Garden Grove Fire Department	2k	43	4	8%	160
<p>What a beautiful day in OC today! If you're going to be celebrating #CincodeMayo, have a blast & do so safely.</p>						
<p>Please designate a driver if you're having or use  of the many ride options. To ensure everyone's safety, our Garden Grove Police Department will be conducting a sobriety checkpoint tonight. Details can be found here ➡ https://www.ci.gardengrove.ca.us/police/dui-enforcement-cinco-de-mayo #gg1956 #gardengrovesfire Garden Grove City Hall</p>						
						
<p>(Post) May 05, 2018 9:44 am</p>						
	Garden Grove Police Department	502	41	5	59%	400
<p>Did you know it's National Bike Safety Awareness Month?</p>						
						
<p>(Post) May 04, 2018 9:30 am</p>						
	Garden Grove Police Department	512	28	2	40%	217
<p>Since summer is just around the corner, a friendly reminder from our fire department. #GGPD32</p>						
						
<p>(Post) May 03, 2018 9:09 am</p>						

Date Sent Total Reach Reactions Comments Engagement Clicks



Garden Grove Fire Department

STRUCTURE FIRE DISPLACES UP TO 15 PEOPLE

224 19 5 120% 384

Approximately 30 fire fighters responded to the 13700 block of Dawson Street shortly after 12:00 p.m. yesterday for a residential structure fire. The first-arriving engine company reported smoke showing towards the rear of a single story house. Fire fighters initiated an attack of the fire, and conducted a search for residents. Crews encountered difficult access to the fire due to extensive structural modification. It took almost one hour to get the fire under control. A search revealed that no residents were inside the structure. There was no report of injury to residents or fire fighters.

It was estimated that up to 15 people were displaced. The Red Cross was requested to respond and provide assistance. An investigation by Garden Grove fire investigator determined the fire to be accidental due to unspecified failure of a clothes dryer left on and unattended. Damage is estimated at \$150,000 to the structure and \$40,000 to contents. Due to fire damage and structure modifications, the City building department was requested to respond. The structure was deemed uninhabitable by a building inspector.

###



(Post) May 09, 2018 12:10 pm

Date Sent

Total Reach

Reactions

Comments

Engagement

Clicks



Garden Grove Police Department

What a **#milestone**. We've reached

10,000 followers! Thank you for all the comments, likes and support for the men and women of the Garden Grove Police Department.

Stay tuned for even more laughter, knowledge, news and stories.

#GGPD32 #communitysupport

#tellyourfriends

@gardengrovecityhall



(Post) May 09, 2018 12:37 am

Date Sent Potential Reach Organic Impressions Responses Likes Clicks



CityGardenGrove

Congratulations to the Garden Grove Class of 2018 College Graduates!

5.4k

514

3

4

-

#GG1956 #GG

pic.twitter.com/3e5oTTwtlS



(Tweet) May 09, 2018 3:01 pm



CityGardenGrove

Are you planning a block party for the Fourth of July?

2.7k

382

2

-

5

Effective immediately, the fee for block party permits will be \$136.50.







Applications are due Monday, June 4.



bit.ly/2KKZ7rN #GG1956 #GG

pic.twitter.com/wWBjSDyWir



(Tweet) May 08, 2018 10:01 am

Date Sent	Potential Reach	Organic Impressions	Responses	Likes	Clicks	
	CityGardenGrove	2.8k	602	1	1	-
<p>THE VOICE OF GARDEN GROVE -- GGCF is looking for vocally talented local high school students to compete in The Voice of Garden Grove singing competition for a chance to win \$500 and the title "The Voice of Garden Grove 2018." Sign up, visit ggcf.com/thevoice/. #VoiceofGG pic.twitter.com/XgGE8C4wPS</p>						
						
(Tweet) May 03, 2018 3:31 pm						
	CityGardenGrove	2.6k	300	-	1	-
<p>Tomorrow is the first I-405 Improvement Project open house!</p>						
#GG1956 #GG @405improvement						
(Retweet with Comment) May 09, 2018 10:06 am						
	CityGardenGrove	2.6k	887	-	3	-
<p>Happy #CincoDeMayo! -- Celebrate tonight with a designated sober driver. Officers from the @GardenGrovePD's DUI Enforcement Team will be conducting a DUI / Driver's license checkpoint starting at 8:00 p.m. ci.garden-grove.ca.us/police/dui-enf... #StayAlertGG #SafeStreetsGG #GG1956 #GardenGrove</p>						
(Retweet with Comment) May 05, 2018 4:44 pm						
	CityGardenGrove	2.6k	432	-	-	-
<p>Water Services has 2 scheduled outages this morning:</p>						
9AM-12PM: Morgan & Kathy						
9AM-2PM: Roxbury Road						
Residents were notified.						
#GG1956 #GG						
(Tweet) May 04, 2018 8:22 am						
	CityGardenGrove	-	61	-	-	-
<p>@goOCTA is hosting a series of community open houses this month to discuss the @405improvement project. Be sure to attend at least one meeting to stay informed. #405Improvement #GG1956 #GardenGrove</p>						
(Retweet with Comment) May 03, 2018 4:24 pm						

Date Sent	Potential Reach	Organic Impressions	Responses	Likes	Clicks		
	CityGardenGrove	WATER OUTAGE: Robert Lane will experience a water outage this morning, from 9AM to noon. Residents were notified. #GG1956	2.6k	424	-	-	-
(Tweet) May 03, 2018 8:18 am							
	CityGardenGrove	WATER OUTAGE: Harper Street, north of Westminster, will experience a water outage this morning, from 9AM to 3PM. Residents have been notified. #GG1956	2.6k	413	-	-	-
(Tweet) May 03, 2018 7:34 am							

WEEKLY MEMO 5-10-18

NEWS ARTICLES

Register
May 9, 2018

GARDEN GROVE

Two men arrested in 7-Eleven robbery

By City News Service

GARDEN GROVE » Two men suspected of robbing a 7-Eleven store in Garden Grove were arrested Monday evening.

The robbery occurred just before 1 a.m. Monday at 12791 Nelson St., according to Garden Grove Police Department Sgt. Charles Loffler.

The two suspects walked into the store and after the first man was confronted by a clerk about stealing something, the man pulled the item from his pocket and placed it on the counter while the second man pulled a gun on the clerk, Loffler said.

The first suspect then jumped the counter and

grabbed an undisclosed amount of cash before both men ran north from the store to Pearl Street, then drove off in a 1990s four-door vehicle.

No one was injured in the robbery.

The men were identified as Rafael Eloza, whose age was not immediately available, and Abel Estrada, 20, both of Anaheim.

Register
May 10, 2018

CRIME

Garden Grove man admits to smuggling protected fish

Shawn Naolu Lee pleads guilty to violating the Endangered Species Act for bringing into nation the expensive Asian arowana

By Sean Emery
semery@scng.com

A Garden Grove man admitted to breaking federal law by helping to smuggle Asian arowana fish, the most expensive aquarium fish in the world, into the United States from Indonesia.

Shawn Naolu Lee, during a hearing at a federal courthouse in Los Angeles, pleaded guilty to breaking the Endangered Species Act by importing a species of fish facing extinction.

In his plea agreement, Lee admitted to working with co-defendant Mickey Tanadi, who was located

in Indonesia, to transport the fish, despite warnings from Tanadi that the Asian arowana fish are illegal in the United States and would have to be smuggled into the country.

Lee wired \$2,550 to Tanadi for eight Asian arowana fish, according to the plea deal. Authorities allege that Tanadi placed the fish in bags of water hidden in porcelain pots to avoid detection during shipping.

A U.S. Customs and Enforcement Protection officer flagged the package containing the pots after noticing that it was wet, according to court filings. The

officer opened the package and found the fish, then notified the United States Fish and Wildlife Service.

Under the supervision of a Fish and Wildlife agent, the package was delivered to Lee's home, where he signed for it, according to the plea deal. Law enforcement stopped Lee minutes later as he drove away from the home, a bag holding the eight Asian arowana fish in his vehicle.

It isn't clear how much Lee planned to sell the fish for. But federal prosecutors in court filings estimate that the fish were worth about \$1,000 to \$2,000 each, leading them to estimate that the shipment was worth more than \$6,500.

Lee is scheduled to return to court for sentencing July 23.

THINGS TO DO > RESTAURANT REVIEWS + FOOD

Review: Top 20 places for cheap eats in Orange County for 2018



The raw fish at Calipoke is overseen by the same sushi chef who operates the impeccable Sushi Hana re next door. (Photo by Brad A. Johnson, Orange County Register/SCNG)

By **BRAD A. JOHNSON** | bajohnson@scng.com | Orange County Register
PUBLISHED: May 9, 2018 at 11:02 am | UPDATED: May 9, 2018 at 11:04 am

It's easy to get carried away and accidentally spend a ton of money eating out in Orange County. It's also easy to dine very well on the cheap. Here are my favorite places to eat very well for less than \$20.

Garden Grove

3. Chada Thai

It's hard to go wrong with anything on the menu at this authentic Thai cafe in the middle of Little Saigon. Be prepared to stand in line. **Best thing on the menu:** Fish cakes and pork larb (spicy pork salad). 9872 Westminster Ave. (backside of Mall of Fortune), Garden Grove, 714-858-1693, chadathaigg.com

8. Pho 79

You come to this Vietnamese noodle house for one thing only. Okay, maybe two things. **Best thing on the menu:** Oxtail pho and Vietnamese coffee. 9941 Hazard Ave., Garden Grove, 714-531-2490

17. Baos Hog

The focus at this little cafe are Chinese style buns, a.k.a. bao, stuffed with various forms of pork. Alternatively, you can get that same crispy-skinned pork belly or leaner, old-school barbecued char siu over a bowl of rice. **Best thing on the menu:** Pork belly. 13918 Brookhurst St., Garden Grove, 714-600-3311, mkt.com/baoshog

What does it mean to be Vietnamese in California? Cal State Fullerton experts share insights

Register
May 9, 2018
1 of 3



Members of a Vietnamese Harley-Davidson owners club ride in the Tet Parade in Westminster on Feb. 17, 2018. (Photo by Michael Fernandez, Contributing Photographer)

By **WENDY FAWTHROP** | wfawthrop@scng.com | Orange County Register
PUBLISHED: May 9, 2018 at 2:01 am | UPDATED: May 9, 2018 at 2:01 am

In case you wondered, the American dream can be found along the 22 Freeway.

For recent Vietnamese immigrants, the American dream is the California dream and, specifically, the Little Saigon dream, said a Cal State Fullerton faculty member who took part in a panel on “Vietnamese California” earlier this semester.

Sarah Grant, assistant professor of anthropology, told the audience about a woman who emigrated from Vietnam, expecting to live in Orange County’s Little Saigon community — centered in Garden Grove and Westminster — or San Jose, as her friends did, but ended up in rural Louisiana.

"Everything she knew about the U.S. was rooted in an Asian grocery store in Garden Grove or a Vietnamese family household in Westminster or Lunar New Year's celebration in Garden Grove," Grant said. "When she shows up not in New Orleans, not in Lafayette, it shattered her dreams a little."

When the woman came to visit Grant, she wanted to eat every meal in Little Saigon or buy ingredients there to cook for herself. "To her, California was Vietnam," Grant said. "It was like going home to Saigon for her."

Grant wrote a story on the woman for Boom California, an online publication whose editor, Jason Sexton, is a Pollak Library faculty fellow at Cal State Fullerton. Boom presented the panel discussion on the CSUF campus and a second one in Westminster, and Sexton moderated.

The events' goal was to explore the role California plays in Vietnam and the role Vietnam plays in California's past, present and future.

Phuoc Duong, a Cal State Fullerton lecturer in Asian American studies, has written that "California plays a focal dreamland in the imagination of young adults in Vietnam when it comes to the good life."

During research in Vietnam, Duong found that young adults seek a better life by winning admission to a university or moving to a Western country. He contrasted that with previous generations of young adults who devoted themselves to socialist revolution at three periods of Vietnam's history: imperialism, the centralized economy and neoliberal times.

The idea of California becomes its own historical force, said Allison Varzally, professor of history and author of "Children of Reunion: Vietnamese Adoptions and the Politics of Family Migration."

"It defines their longing," she said. "California stands in for people's dreams."

She pointed to photos of Gerald Ford during Operation Babylift, the mass evacuation of children from South Vietnam after the end of the Vietnam War. The then-president was photographed in San Francisco, holding babies as they arrived by the planeload, to show American compassion.

Vietnamese immigrants in that first wave were scattered around the United States; the idea was that pockets of settlers would hinder assimilation. But they moved where they wanted, so the country ended up with pockets like Little Saigon, an area that contains more Vietnamese than anywhere in the country, with East San Jose a close second.

Grant said it's hard to not think about the Vietnamese diaspora every day, whether driving from home to campus or while on campus.

"I make all of my classes at least partially about Vietnam," she told the audience.

Grant, a cultural anthropologist, is especially interested in the U.S. appropriation of Vietnamese food and, in particular, coffee. Vietnam has grown into the second-biggest coffee producer in the world, according to the International Coffee Organization. Grant was so surprised to learn this — and that so many multinational corporations buy so much Vietnamese coffee and yet it remains invisible to consumers — that she decided to do her doctoral project on it.

"If you're thinking to yourself, 'Where do I buy Vietnamese coffee?' the answer is you're probably buying it and drinking it all the time," Grant told the audience. Americans don't realize what they're drinking is Vietnamese coffee because most of it is unbranded and unlabeled. But it's what's in coffee such as Costco's Kirkland brand or Folgers or the coffee you get in cafeterias such as those on campus, she said.

"If it doesn't say it's 100 percent Colombian, or made in Brazil, or Indonesian or Sumatran, or where it's produced, chances are it's Vietnamese or a blend of Vietnamese," she said. "I think it's quite interesting that you can buy a \$7 cup of cafe sua da (made with sweetened condensed milk) in Silver Lake but no one knows that Vietnam is this massive producer of coffee."

The growth of the coffee industry is part of an explosion of opportunities that exist today in Saigon and Hanoi that don't exist in Little Saigon, Grant said. She spots Lunar New Year craft beer menus from Vietnam that she realizes she can't get in Southern California, for example. This blossoming has created a flow of Vietnamese from the U.S. back to Vietnam, she said.

"There's a lot of people going to Vietnam to explore cultural opportunities for someone who doesn't have a six-figure salary," Grant said. "There's this whole youth culture of people who've spent time in California and are now going back because they can have a different lifestyle than they can have here." They can get by with a motorbike instead of having to buy a Honda Civic plus insurance, she pointed out.

Knowing English makes it that much easier to make a living in Vietnam, added Grant, who said there's a budding business in graphic design there. Traveling back and forth between the two countries to take advantage of new possibilities has gotten easier in the past 15 years, she said.

"A lot of people want to move to Hanoi because of colonial architecture and how cool it looks on your Instagram feed."

RESTAURANTS


Oggi's ready to expand in Southern California

By Kevin Smith
kvsmith@scng.com
@sgvnbiz on Twitter

Oggi's Sports Brewhouse Pizza, a San Clemente-based restaurant chain known for its signature build-your-own pizzas and craft beers, is gearing up to expand its Southern California footprint with three new Inland Empire locations.

The company has finalized a franchise agreement with Jerry Bajwa, whose current franchise portfolio includes restaurants, gas stations and convenience stores. Bajwa plans to open his first Inland Empire location at the northeast corner of Highland Road and Sierra Avenue in Fontana by the end of the year. He's scouting out additional sites for the remaining restaurants.

"I'll probably open the other two very soon after Fontana," the 27-year-old Rancho Cucamonga entrepreneur said. "They will



STAFF FILE PHOTO

George Hadjas co-founded Oggi's Pizza & Brewing Co. and is the president of the company.

most likely be in areas of new development."

The Oggi's franchise was originated by brothers George and John Hadjis, who launched their first restaurant in Del Mar in 1991 as a franchise of an existing local pizza chain. Over the years, their concept evolved from a pizzeria-style eatery into a sports-themed restaurant.

They later tapped into the exploding micro-brewery scene,

adding boutique beers to the mix. The resulting sports-themed chain has evolved into a family-friendly environment with a broader customer base.

Oggi's has 14 Southern California locations in Santa Clarita, Upland, Fullerton, Barstow, Apple Valley, Garden Grove and Encinitas, as well as its 15th restaurant in Glendale, Arizona.

"The Arizona restaurant is 15- to 16 years old," said Estella Ferrera, the company's vice president. "That used to be a thriving market, but when the recession came along that area got hit hard. It's actually kind of a volatile market, so we didn't pursue that region for further growth."

Oggi's offers an array of microbrews that include California Gold Blonde, Torrey Pines IPA, McGarvey's Scottish Ale, Black Magic Stout and Hoppily Ever After. In 2004, Oggi's was named the Champion Small Brewing Company at the World Beer Cup.

"Our beers are brewed at a facility in San Clemente and we self-distribute them to our restaurants within a couple of days, so it's pretty much like they are brewed right on site," Ferrera said.

The restaurant's menu features signature pizzas, pastas and desserts. Customers can build their own pizza or choose from a variety of styles, including Lightning, Triathlon, Slam Dunk and Wimbledon. Each location has 10 original brews on tap at a time, including one seasonal and one barrel-aged. Oggi's is the exclusive pizza sold at Angel Stadium in Anaheim and it can also be found at San Diego County Credit Union Stadium where the Aztecs (formerly the Chargers) play.

Bajwa, who owns additional franchises with Del Taco, WaBa Grill, Arco AM PM, Circle K and Mobil, is excited to add Oggi's to the mix.

GARDEN GROVE

Pair of men rob convenience store at gunpoint early Monday

By City News Service

GARDEN GROVE » Two men robbed a Garden Grove convenience store at gunpoint early Monday, authorities said.

The robbery was reported about 12:45 a.m. at the 7-Eleven store at Nelson Street and Garden Grove Boulevard, Garden Grove police Sgt. Charles Loffler said.

A 26-year-old clerk confronted one of the men about stealing an item from the store, Loffler said. The man took the item from his pocket and placed it on the coun-

ter while his companion pointed a black revolver.

The first man "jumped the counter and took an unknown amount of cash from the register," the sergeant said.

The men fled on foot north to Pearl Street, got into a 1990s four-door car and drove west on Pearl.

No injuries from the incident were reported, Loffler said.

Anyone with information about the robbery is asked to call Garden Grove police at 714-741-5800.

Fire caused by dryer displaces up to 15 residents in Garden Grove



The Garden Grove Fire Department responded Tuesday to a fire that could end up displacing as many as 15 people. (Courtesy of the Garden Grove Fire Department)

By **JONATHAN WINSLOW** | jwinslow@scng.com | Orange County

Register

PUBLISHED: May 8, 2018 at 6:09 pm | UPDATED: May 8, 2018 at 6:11 pm

A fire in Garden Grove on Tuesday afternoon could displace as many as 15 people, authorities said.

The Garden Grove Fire Department responded to the 13700 block of Dawson Street just before noon and found a single story house on fire. The home had been significantly modified, which presented difficulties in accessing the fire, said Capt. Thanh Nguyen of the GGFD.

Nobody was in the house at the time the fire started, Nguyen said – an investigation indicated the fire was caused accidentally by an unspecified failure of a dryer that was left unattended in the home.

It took nearly an hour for the fire to be brought under control; no injuries were reported either to residents or firefighters.

The damage caused by the blaze is estimated at \$150,000 to the structure itself plus \$40,000 more for its contents, a GGFD news release said.

Orange County's low-income threshold approaches \$90,000 for a family of four

By **JEFF COLLINS** | JeffCollins@scng.com | Orange County Register
PUBLISHED: May 8, 2018 at 7:35 am | UPDATED: May 8, 2018 at 2:46 pm

A family of four now qualifies as low income in Orange County if its annual earnings fall \$3,000 or more shy of \$90,000.

New U.S. Housing and Urban Development figures for 2018 raised the low-income limit to \$87,450 for a four-person household. That's the eighth-highest low-income limit in the nation, HUD figures show.

In Los Angeles County, a family of four qualifies as low income if its earnings total \$77,500 or less, 18th highest among U.S. metros.

In the Inland Empire, the low-income threshold is \$53,900 – just above average for a U.S. metropolitan area.

HUD sets new income limits each fiscal year based on the U.S. Census median income data. A family qualifies as low income if it earns roughly 80 percent or less than each community's median income. Income limits also are adjusted based on rents and home prices for high-cost housing areas.

The numbers are used to determine eligibility for various types of housing assistance, such as public housing or rent subsidies. Other agencies, public and private, rely on HUD's figures for other types of assistance.

San Francisco again had the nation's highest low-income threshold. A family of four living in the city, or in neighboring Marin and San Mateo counties, qualifies as low income if its earnings are \$117,400 or less. Income limits in the San Francisco area first crossed the six-figure threshold last year.

Los Angeles County and San Francisco both have anomalous situations where middle-income families are below or near the low-income threshold due to relatively high housing costs.



Register
May 8, 2018
2 of 3

A family of four earning \$87,450 a year or less qualifies as low-income in high-cost Orange County. (File photo by Jeff Gritchen, the Orange County Register/SCNG)

The median family income in Los Angeles — or the point where half the families earn more and half earn less — is \$69,300. That's \$8,200 below L.A. county's low-income limit.

In San Francisco, Marin and San Mateo counties, the median family income is \$118,400 — a mere \$1,000 above the area's low-income limit.

Ed Cabrera, a HUD spokesman based in San Francisco, said the numbers serve as a barometer of how expensive it is to live in a particular area.

"There definitely is a link to housing as part of the formula," Cabrera said. "They try to account for housing rates and market conditions."

Silicon Valley's income limit ranked second in the nation at \$94,450 for a family of four.

The Oakland-Fremont metro area ranked fifth in the nation, with low income defined as \$89,600 a year or less, followed by Santa Cruz County at \$89,450.

New York City and its environs ranked ninth in the nation, with four-person families qualifying as low income if they earned \$83,450 a year or less — \$4,000 less than Orange County.

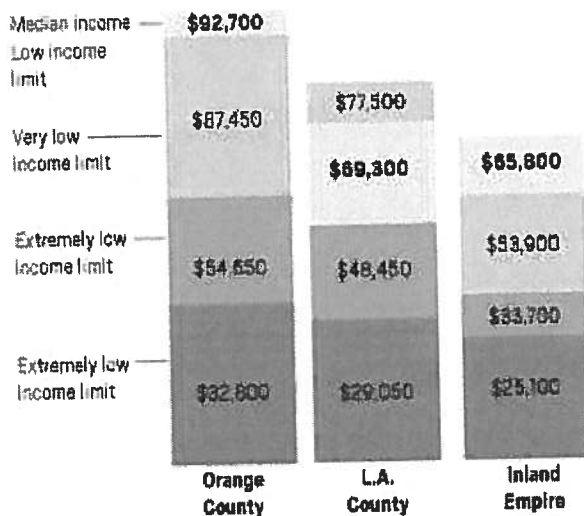
Ventura County tied with Boston for 10th-highest low-income limit at \$81,100.

Someone living alone will qualify for some housing assistance programs if he or she earned \$61,250 a year or less in Orange County, \$54,250 in L.A. County and \$37,750 in the Inland Empire.

A two-person household qualifies at \$70,000 a year in Orange County, \$62,000 in L.A. County and \$43,150 in the Inland Empire.

Are you low income?

Here are the various income limits by category for 2018 for a family of four living in Southern California. Median income: The point where half the families earn more and half earn less. L.A. County's median family income happens to fall below the low-income limit this year because HUD adjusts income limits based on housing costs.



Register
May 8, 2018
3 of 3

Top 11 income limits in the nation


Metro area	Low-income limit*
San Francisco, Marin and San Mateo counties	\$117,400
Silicon Valley	\$94,450
Honolulu metro area	\$93,300
Fairfield County, Conn.	\$92,650
Oakland-Fremont metro area	\$89,600
Santa Cruz County	\$89,450
Nassau, Suffolk counties (east Long Island, N.Y.)	\$87,600
Orange County	\$87,450
New York metro area	\$83,450
Ventura County	\$81,100
Boston metro area	\$81,100

*For a family of four

Source: U.S. Department of Housing and Urban Development

SCRG

Register
May 5, 2018



PHOTOS BY ANGELA PIAZZA

A child plays at the base of a giant whale slide's mouth at the Atlantis Play Center.

Nautical, Atlantis park will take a monthlong break during renovation

By Susan Christian
Goulding

sgoulding@scng.com

Mythical Atlantis — lost and then, eons later, found in a corner of Garden Grove — is soon to go dormant again, albeit only for a month this time.


Atlantis Play Center, the fantastical park that for 55 years has maintained its '60s vibe, will close for maintenance May 14-June 15.

During that time, a 60-foot metal gazebo will be built over the picnic tables near the park's entrance. The aging wooden shelter previously there was demolished in April.

"After 30 years, parts of the former structure were starting to rot out," said Jesus Medina, recreation coordinator for Garden Grove. "Hopefully, this one will last longer. And aesthetically, it will look much better."

Even though construction will take place in a relatively small area, the entire 4-acre park will be off-limits because of safety concerns, Medina said.

"We're going to bring in heavy equipment and vehicles," he said. "It's a liability issue."



Children explore and enjoy Atlantis Park in Garden Grove.

Opened in 1963 on land once owned by the Navy, Atlantis Play Center envelops young visitors in a nautical world. Its eight areas feature such enchanting artifacts as a pirate's ship, a sculpture of King Neptune, a sea serpent, a wide-mouthed whale, a 40-foot dragon slide emerging from a hillside and a large mural depicting a mermaid, octopus and sharks.

Grassy knolls, "secret" paths, flowers and trees add to the sense of an uncharted island.

In 2012, the park added a water attraction where children can splash about in

squirting fountains.

Entrance to Atlantis Play Center is \$2 for children older than 3 and their grown-ups. Younger kids get in free. Adults must be accompanied by children to enter.

The destination park attracts more than 30,000 children a year from throughout Southern California. That's part of the reason why officials want to get the word out about the temporary closure.

Atlantis Play Center is at 13630 Atlantis Way in Garden Grove.

For more information, call 714-741-1200.

Nixon Library exhibit tells stories of Vietnamese experiences after the fighting



Sculpture titled, "Survivor #2" on display at "VIET STORIES: Recollections & Regenerations" exhibit at the Richard Nixon Presidential Library in Yorba Linda on Wednesday, Apr 18, 2018. The sculpture, by artist Long Nguyen, was inspired by "the suffering and the will to endure of all refugees" (Photo by Jeff Gritchen, Orange County Register/SCNG)

By **LOUIS CASIANO** | Orange County Register

PUBLISHED: May 4, 2018 at 5:36 pm | UPDATED: May 6, 2018 at 4:59 pm

Hung Viet Nguyen tried several times to flee Vietnam before finally squeezing onto a boat six years after the fall of Saigon.

In 1981, he joined 25 strangers for a seven-day voyage to the Philippines to escape what he describes as an oppressive Communist regime.

The then 24-year-old Nguyen guided the packed vessel using nothing but a compass as he attempted to flag passing ships for help. A Taiwanese fishing boat finally stopped, giving Nguyen and the other passengers water and guiding them the rest of the way.

Nguyen, 62, of Torrance, documented the trip through sketches to preserve the memory of his journey.

"I really don't express my feelings by talking," Nguyen said. "It was just to remember one of the very important stages of my life, because that changed my life."

The drawings, along with a refugee camp ID card and receipts for a paid trip to America, are on display as part of "VIET STORIES: Recollection & Regenerations," an exhibition at the Richard Nixon Presidential Library & Museum that focuses on America's Vietnamese population following the end of Nixon's presidency.

At the Yorba Linda museum, the past and present of Vietnamese refugees and immigrants are told through personal artifacts, oral history interviews, artwork and photographs.

Some of the displayed items include travel documents, clothes and the pieces of luggage many refugees arrived with.

In America, stories about Vietnam usually center on the Vietnam War, often omitting the experiences of those who lived the conflict before and after U.S. intervention, said Linda Vo, an Asian-American studies professor at UC Irvine and co-curator of the exhibit.

"It's about Vietnamese-Americans, who they were in Vietnam and what happened to them during the war and what's happened to them since," Vo said. "People have some perception of Vietnam and the Vietnamese people, but often times it's a very negative perception or it's just associated with war."

From an immigrant perspective, the Vietnamese experience is often overlooked in favor of other immigrant groups, said Olivia Anastasiadis, the supervisory museum curator for the Nixon Library.

"There's other exhibits about immigrants, but I hadn't seen any about the Vietnamese and the struggle that they went through," she said. "The Nixon Library tells the story of the Vietnam War, we go through the entire struggle that Richard Nixon went through in bringing peace to the nation, but we never talk about what happened after."

Taryn Rose was 7-years-old when she and her family packed what they could and fled South Vietnam in 1975, days before North Vietnamese military forces captured Saigon.

"I remember the night before we left, writing messages on the walls of our house so that if relatives came looking for us they would know that we had left," Rose said.

After making their way to Arkansas, the family moved around before settling in Anaheim Hills. A graduate of UC Irvine, Rose, 51, now a resident of Beverly Hills, practiced medicine as an orthopedic surgeon before diving into the fashion industry and creating a shoe line.

Several shoes designed by Rose are displayed next to family photographs donated for the exhibit.

Photos of Minh Ho, 72, of Garden Grove, show him working for a telecommunication company in Anaheim. Ho raised his children and nephew as a single father while attending Fullerton College after his arrival in Orange County.

"I took any job when I arrived here," Ho said.

A family portrait of his wife and four children and a nephew sit in an enclosed glass case.

His wife and two children stayed in Vietnam. His wife died several years later, but Ho was reunited with his remaining children in 1991.

Mentioned in the exhibit are Vietnamese-Americans working in industries such as film, art, politics and business.

"I think these stories give a human face to the war," Rose said.

The exhibit also touches on the resistance some of the immigrants faced in their new communities.

In a June 1981 press release displayed in the exhibit, Westminster Mayor Kathy Buchoz stated her support for Vietnamese residents and businesses after the City Council received a petition with 100 signatures asking that business licenses be denied to any "Indochinese refugee" wishing to operate in a certain part of town.

"My personal opinion is that the petition was unconstitutional and discriminatory," the release stated. "The circumstances that led to their seeking a new life in America were not unlike yours."

More than 9,000 Vietnamese businesses have been counted in the Garden Grove and Westminster – part of Orange County's Little Saigon – and residents of Vietnamese origin number more than 188,000 in Orange County.

Prominent Orange County business leader Frank Jao and his Bridgecreek Group have invested \$400 million into local shopping centers, including the two-story Asian Garden Mall in Little Saigon.

Jao escaped Saigon on the second-to-last American transport plane, as those fleeing were being fired upon by Communists machine gunners.

The Nixon Library exhibit is as much for the public at-large as it is for second and third generations of Vietnamese-Americans who may not know or understand the struggles of their parents and grandparents, Jao said.

"This is giving some guidance of where the first generation came from and what they had to go through," he said.

Viet Stories will be on display through May 28.

These 75 restaurants are the best places to eat in Orange County in 2018

Register
May 4, 2018

BRAD A. JOHNSON | Orange County Register
PUBLISHED: April 30, 2018 at 11:15 am | UPDATED: May 4, 2018

Every meal, every glass of wine, every taco, every tasting menu, every extra mile added to the odometer (always more than 10,000 for this pursuit)... everything I do all year adds up to this.

Through all the highs and lows of an incessant dining routine, my mission is always clear: provide a roadmap to the best places to eat in Orange County. These are the pins on that map.

This year, we are revealing the list in reverse order, with 75-61 being revealed Monday, April 30; 60-46 on Tuesday, May 1; 45-31 on Wednesday, May 2; 30-16 on Thursday, May 3; and finally, the top 15 on Friday, May 4.

(Garden Grove)

64. Los Sanchez

People write me all the time to lament the closing of the legendary Los Sanchez, and I write back explaining, "They didn't close. They just moved. And almost nothing has changed." The carne asada quesadilla is the size of a large pizza. The nachos are insanely simple – and perfect. Barbacoa, carnitas, flautas, enchiladas, tacos, burritos, chile rellenos ... the choices are overwhelming. 11906 Garden Grove Blvd., Garden Grove, 714-590-9300, lossanchez.com

63. Garlic & Chives

You can smell the garlic cooking for miles. The house specialty at this Little Saigon favorite is wok-fried crab with handfuls of garlic, fresh jalapeños and dried chilies. And while you're getting your hands dirty, go ahead and get the sloppy, messy, spicy, amazing chicken wings. Also stellar: the pomelo salad with pork belly, shrimp and bird's eye chilies. Expect nothing short of chaos. 9892 Westminster Ave., Garden Grove, 714-591-5196, garlicandchives.com

61. Chada Thai


Nobody makes a better Thai fishcake than Chada Thai. Also great is the crispy rice salad with fermented sausage. Look up at the TV screen and watch the slideshow of the menu. You'll find yourself drooling over familiar classics like spicy beef salad, crab fried rice, papaya salad, pad Thai and rad nah ... all of which are excellent. 9872 Westminster Ave. (backside of Mall of Fortune), Garden Grove, 714-858-1693, chadataigg.com

Register
May 2018
1 of 2

BRAD A.
JOHNSON'S

75

BEST
PLACES TO EAT





Chada Thai

61 Nobody makes a better Thai fishcake than Chada Thai. Also great is the crispy rice salad with fermented sausage. Look up at the TV screen and watch the slideshow of the menu. You'll find yourself drooling over familiar classics like spicy beef salad, crab fried rice, papaya salad, pad Thai and rad nah ... all of which are excellent.


• 9872 WESTMINSTER AVE. (BACKSIDE OF MALL OF FORTUNE), GARDEN GROVE 714-858-1693, CHADATHAIGG.COM



Ironwood

62 One of life's toughest decisions is whether to order the Snozzberry or the Flaming Buffalo. The cocktails here are serious. This is the middle child of Russ Bendel and chef Jared Cook's restaurant family, which also includes Vine and Olea. Order the duck wings, which are fried and tossed with a glaze of honey and Meyer lemon. The chicken schnitzel is easily one of the best things on the menu.


• 25250 LA PAZ ROAD, LAGUNA HILLS, 949-446-8772
IRONWOODLAGUNAHILLS.COM



Garlic & Chives

63 You can smell the garlic cooking for miles. The house specialty at this Little Saigon favorite is wok-fried crab with handfuls of garlic, fresh jalapeños and dried chilies. And while you're getting your hands dirty, go ahead and get the sloppy, messy, spicy, amazing chicken wings. Also stellar: the pomelo salad with pork belly, shrimp and bird's eye chilies. Expect nothing short of chaos.

• 9892 WESTMINSTER AVE. GARDEN GROVE, 714-591-5196
GARLICANDCHIVES.COM



STAFF FILE PHOTO

HUE OI • Banh beo chen (rice cakes with dried shrimp, chilies and pork rind) is offered at this Little Saigon fixture.

Los Sanchez

64 People write me all the time to lament the closing of the legendary Los Sanchez, and I write back explaining, "They didn't close. They just moved. And almost nothing has changed." The carne asada quesadilla is the size of a large pizza. The nachos are insanely simple - and perfect. Barbacoa, carnitas, flautas, enchiladas, tacos, burritos, chile rellenos ... the choices are overwhelming.

• 11906 GARDEN GROVE BLVD. GARDEN GROVE, 714-590-9300
LOSSANCHEZ.COM

Hue Oi

65 Year after year, this is consistently one of the best all-around restaurants in Little Saigon. The kitchen here is the standard bearer for Hue-style banh beo chen, those poker chip-sized pancakes made of rice flour topped with a relish of dried shrimp, green onion, fried shallot, crispy pork skin and bird's eye chili. For dessert: a tall glass of che Thai with jelly cubes.

• 16537 BROOKHURST ST. FOUNTAIN VALLEY, 714-531-1305
HUEOIRESTAURANT.COM

Register
May 2018
2 of 2

Fallen 5 will never be forgotten



The Police Memorial that stands outside of the Garden Grove Police Department. Five officers who have fallen in the line of duty will be honored on May 17. Courtesy photo

Call to Duty Police Memorial to be held May 17

The Garden Grove Police Department's 31st annual "Call to Duty" Police Memorial will take place on Thursday, May 17, from 5 p.m. to 6 p.m. in front of the Garden Grove Police building, at 11301 Acacia Parkway.

The service honors the five

Garden Grove police officers who lost their lives in the line of duty. The memorial is open to the public:

For over three decades, the service brings together family, friends, and colleagues of Sergeant Myron L. Trapp,

Officer Andy Reese, Officer Donald F. Reed, Officer Michael Rainford, and Master Officer Howard Dallies, Jr., as well as community organizations and the public, to pay tribute to the lives and ultimate sacrifices of

see POLICE, page 4

POLICE:

Continued from page 1

these five fallen Garden Grove police heroes.

This year, the program will feature guest speaker, Officer Shaun Sandoval from the San Bernardino Police Department. Officer Sandoval was a first responder to the December 2015 terrorist attack in San Bernardino. He is also a former Garden Grove Police Department Explorer, Community Service Officer, and cadet. The program will also include a helicopter fly-over.

The ceremony includes the ringing of the Memorial Bell, 21-gun salute, riderless horse, and formal presentations to the surviving families. The Bolsa Grande High School Concert Choir will perform musical selections in honor of the occasion.

For details on the memorial, contact the Garden Grove Police Department at 714-741-5901, or visit Garden Grove City Hall or Garden Grove Police Department on Facebook.

Orange County News
May 8, 2018

Seniors celebrate mothers

Mother's Day event will feature dancing, food and special treats



Courtesy photo

Mothers will be celebrated at a Mother's Day party from 10 to 11:30 a.m. today (May 9) at the Community Meeting Center, A Room, at 11300 Stanford Ave. in Garden Grove.

Garden Grove seniors are invited to celebrate Mother's Day with a fun-filled event that includes dancing, food, and special treats, sponsored by SCAN health plan group.

The event will take place at the

Community Meeting Center, A Room, at 11300 Stanford Ave., today (May 9) from 10 a.m. to 11:30 a.m. 10 a.m. to 11:30 a.m.

Lunch will also be available for a suggested donation of \$3 per

person.

"The Serenaders" will provide live music.

For more information, call the H. Louis Lake Senior Center at 714-741-5253.

Readers: Cherish your miraculous mothers

Did you know Mother's Day
became official in 1914?

By Bill Thomas

Why do we have only one day of each year to celebrate Mother's Day?

First, a bit of history; unofficially, and with no present day fanfare, we need to thank Anna Jarvis for her long, ongoing campaign starting in 1905 when she held a memorial for HER deceased mother. Also, Anna noted that Mother's Day be spelled "singular possessive" so each family would honor their own mother.

In 1914, President Woodrow Wilson signed a proclamation for Mother's Day to be an official national holiday to be celebrated on the second Sunday in May of each year.

Let's each of us render a heartfelt tribute to the one mother who gave us birth and life.

I'll start with my thankfulness to my mother for her tender, loving care for our whole family. One of the most important

see **MOTHERS**, page 4

MOTHERS:

Continued from page 1

aspects was how she helped us all through the "Great Depression." Besides raising and caring for my three siblings and me, Mom worked at two jobs.

One job was in a "chili factory" from 11 p.m. to 2 a.m. She was paid each night with a few dollars in cash and a few cans of chili and/or chili-beans. Our family thrived on beans for breakfast, bean sandwiches for lunch, and chili-beans for supper.

We also ate the cooked pieces of chicken, slices of ham, and the fresh fruits and vegetables that Dad was often paid by his barbershop customers.

I've never forgotten that Mom

also worked as a seamstress and even though she specialized in creating little girls' party dresses, she sewed my first long pants suit that I wore so proudly.

AND a great tribute to the ever-loving, caring Mother of our three children who have all grown into honest, delightful, well-mannered, highly educated, nurturing parents of their own children.

"Mother's" is meant to include all grandmothers, great-grandmothers, stepmothers, mothers-in-law, etc. Mothers are the care-giving women who nursed us through our birth; nurtured us through our growth into our maturity, and strived diligently with their spouses.

Let's all give tribute to mothers whose sons and daughters have

lost their lives and/or their limbs in their military service for our nation's freedom and liberty.

I don't know of any way I can list all the ways mothers have given so generously to us individually, our communities, our country, and to their relatives and ancestors.

Cherish your mother. She was the only one who gave you life into your family.

Happy Mother's Day to all mothers every day.

Bill Thomas of Rowntree Gardens, Stanton, CA is a Veteran of World War II, and Past Commander of Veterans of Foreign Wars Post 4048, and American Legion Post 857.

Contact Bill at vbtthomasvets@gmail.com

Orange County News
May 8, 2018



Are you The Voice?

The Garden Grove Community Foundation is looking for vocally talented local high school students to compete in the seventh annual The Voice of Garden Grove singing competition for a chance to win \$500 and the title "The Voice of Garden Grove 2018."

Another \$500 will be donated towards the winning student's high school choir.

To be considered an official contestant of The Voice of Garden Grove, students must be in grade level 9-12 and enrolled in a Garden Grove Unified School District high school or live in Garden Grove (includes private school and homeschool).

Auditions are being held on Wednesday, May 30 at 3:30 p.m. and Monday, June 18 at 1 p.m. Students are required to attend at least one audition date. Sign up online, visit the Garden Grove Community Foundation website or email thevoice@garden-grove.org no later than May 31, 2018. The Voice of Garden Grove is a pre-show to the free Summer Concert Series at Eastgate Park, 12001 St. Mark St., every Thursday, starting on July 19 to Aug. 16.

For more information, contact the Garden Grove Community Foundation at 714-741-5168.

Park closed

Atlantis Play Center's temporary closure, originally scheduled for Monday, May 14 through Thursday, May 31, 2018, has been extended to Monday, May 14 through Friday, June 15, 2018, as phase two of the park renovation is completed. Atlantis Play Center is at 13630 Atlantis Way, in Garden Grove Park.

Earlier this month, the center experienced a two-week closure as an outdated, 60-foot wooden shade structure covering picnic tables near the front entrance was demolished. During phase two, plans call for the installation of an industry standard, high-quality structure that will provide full-shaded coverage to the area.

Opened in 1963, Atlantis Play Center is an enclosed, 4-acre site that features eight different play areas with fantasy-themed playground equipment, including a 40-foot dragon slide, pirate's ship, and a maritime splash pad.

For more information about Atlantis Play Center, contact the Community Services Department at 714-741-5200.

49.10, Wiesner Terry
120.05, Wijono Joe 25.36,
Wiley J Greene 45.94,
Williamson Erin Kathleen
85.45, Wilson Edwin P
78.54, Wolfe James L 48.86,
Woodward Mark 42.66,
Worley Stephanie 19.93,
Wright Jeffrey 48.14, Wu
Qiu Yan & Whitworth James
32, Xiao Mei 28.13, Yee
Sharna 44.56, Yesaian
Pargev 55.75, Yi Kris 83.42,
Yolande Princler Kcoc Glee
Club 100, Yoo Shanny
59.04, Yvonne Tran 125,
Zaman Sakin 20.30, Zarate
Ofelia 65.36, Zuniga Moses
27.92

/s/ Teresa Pomeroy, CMC
City Clerk

Date: May 4, 2018
Publish: May 9, 2018 and
May 16, 2018
Orange County Newspapers

Orange County News May 8, 2018

City of Garden Grove

Notice Inviting Sealed
Bids (IFB)


Project No. S-1236

Notice is hereby given that sealed bids will be received at the office of the Purchasing Agent for the City of Garden Grove, Room 220, Second Floor, 11222 Acacia Parkway, Garden Grove, CA 92840 to Provide 50 Model 860 Clow Wet Barrel Hydrants. A copy of the bid document may be obtained from the City of Garden Grove's website. Direct any questions regarding this bid process to Sandra Segawa via email at sandras@garden-grove.org. Bids are due and will be opened in the office of the Purchasing Agent at **2:00 p.m. on Monday, June 4, 2018**. Bids received after that exact time will not be considered.

Dated: May 2, 2018

Sandra Segawa, C.P.M.,
CPPB

Purchasing Agent
City of Garden Grove
11222 Acacia Parkway
Garden Grove, CA 92840
***Publish in Orange County
News 5/2, 5/9, 2018***



The plans, specifications, and contract documents may be obtained upon payment of a nonrefundable fee of fifty six dollars (\$56) for each set of plans and specifications from SABP Reprographics. The documents may be made available for "will call" or shipped directly to you. Please contact:

SABP Reprographics
2372 Morse Avenue
Irvine, CA 92614
www.sabp.com

949-756-1001 (ask for the
Digital Bond Department)
Alternatively, you can
e-mail your order to wor-
korder@sabp.com

Bids are due in the City
Clerk's Office by **11:00 a.m.
on Wednesday, May 30,
2018**, and will be opened in
Conference Room 1 - South,
first floor, in City Hall.

Direct ANY and ALL ques-
tions to Mr. Navin B. Maru,
Project Engineer, (714) 741-
5180.

/s/ Teresa Pomeroy, CMC
City Clerk

Date: May 7, 2018
Publish: **May 9, 2018
and May 16, 2018**
**ORANGE COUNTY
NEWS**

Derby will roll on; West G district Ok'd

BY OC TRIBUNE STAFF ON MAY 8, 2018 • (LEAVE A COMMENT)

OC Tribune
May 8, 2018
1 of 2



THE CHECKERED flag is waved as two pushcarts race into the finish line at the bottom of "Springdale Hill" for the 10th Annual Cub Scout Pushcart Derby in Garden Grove on March 20, 2011 (File photo).

By Jim Tortolano

The biggest discussion at Tuesday's meeting of the Garden Grove City Council concerned the west side of the community, but it probably wasn't on the topic people expected.

What has normally been a routine matter – spending \$5,100 to co-sponsor the annual Cub Scout Pushcart Derby – this time brought about over a half-hour of conversation, led by District 4 Councilman Phat Bui.

He questioned why – at a time when the city is contemplating a 5 percent across-the-board budget cut – the council was considering subsidizing the derby. He wanted instead to cut the city's contribution by 5 percent, with the remaining \$250 to be paid by Cub Scout Pack 271 and its organizers.

"One of the parts of the Scout Oath is to be thrifty," he said, and helping financially to back the event would be in that spirit, he added. Bui even offered to help start the idea of non-profit organizations by personally paying the difference.

But his motion to require the 5 percent died for the lack of a second. District 1 Councilman Kris Beard – who within his district the event is held on "Springdale Hill" – called the derby "a legacy event" popular in West Garden Grove. Other council members felt putting the 5 percent requirement this non-profit at this time of the year was unfair.

At the end of the discussion, the council voted 7-0 to pay the whole \$5,100.

OC Tribune
May 8, 2018
2 of 2


Also on Tuesday night, a resolution to designate the western part of the city as the “West Grove Business District” passed on a 7-0 vote. An earlier version of the resolution by Beard led to controversy over some of the language, which certain residents found “divisive.”

The version approved on Tuesday focused on economic development and moved the eastern border of the proposed district from Western Avenue to Beach Boulevard.

The council also approved on second reading the ordinance approving the mixed use project on Garden Grove Boulevard east of Brookhurst Street at what’s called “the rusty skeleton.” The vote clears the way for the unfinished building to be completed primarily as senior citizen housing.

A second try at a “West Grove” district

BY OC TRIBUNE STAFF ON MAY 6, 2018 • (LEAVE A COMMENT)



GARDEN GROVE City Council Member Kris Beard, center, and City Manager Scott Stiles, right, helps celebrate the grand re-opening of the Valley View McDonald's with owner/operator Patti Widdicombe, right. (Photo by Steven Georges/Behind the Badge OC)

“Take Two” on Mayor Pro Tem Kris Beard’s proposed resolution creating an honorary “West Grove” district goes before Tuesday’s meeting of the Garden Grove City Council.

Beard, who is also the District 1 councilman, has submitted a revised version of the original resolution which drew criticism from some who considered it “divisive.”

(https://orangecountytribune.files.wordpress.com/2016/07/gg-logo_lg.jpg)The new resolution focuses more on the business aspects of the resolution, stating that “designating the area west of Western Avenue as the West Grove District can facilitate greater economic development in this area for the benefit of the entire city of Garden Grove.”

Also on the agenda is the second reading of the ordinance giving final approval of development of the “rusty skeleton” on Garden Grove Boulevard (near Brookhurst Street) as a mixed-use project primarily devoted to senior citizen housing.

The council will also take up a proposed resolution authorizing city staff to participate in planning by the Association of California Cities–Orange County toward countywide housing for the homeless.

This resolution would only allow staff to participate, without the authority to commit the city to any specific site or allocation of “permanent supportive housing units.”

The council will meet in its chambers in the Community Meeting Center, 11300 Stanford Ave. at 6:30 p.m.



OC Tribune
May 6, 2019
2 of 2

OC Tribune
May 4, 2019
1 of 2

Bolsa Grande students win STEM honor

BY OC TRIBUNE STAFF ON MAY 4, 2018 • (LEAVE A COMMENT)



BOLSA GRANDE High School STEM Club students earned first place in the National Engineer Design Competition held last month (GGUSD photo).

Garden Grove Unified School District students from Bolsa Grande High School won first place in the Mathematics, Engineering, Science Achievement (MESA) National Engineer Design Competition last month.

The winning team included students David Chuong, Duy Pham, and Danny Vu, members of Bolsa Grande's STEM Club led by math teacher Ryan Tonthat. The Bolsa Matadors swept the competition, beating out 32 other teams, with

their originally conceived and developed product called the “Document Organizing System.”

(<https://orangecountytribune.files.wordpress.com/2016/08/ggusdlogo.png>) Their winning product was constructed of wood and 3D-printed parts and has the ability to organize pre-labeled papers categorically, alphabetically, and numerically using a scanner. The three students were able to write code and create an algorithm for their original “DOS” invention using Arduino, an open-source platform used for building electronics.



In addition to product creation, the team also completed a technical interview, created a prototype poster, submitted a ten-page report, and pitched the prototype in front of a group of judges – placing first in each category.

The students will move on to compete at the state level at UCI in May.

The Bolsa Grande High School STEM Club has been pursuing this dream for years now. Tonthat launched the club in 2010, and it has been eight years of trial and error, hard work and persistence. The club currently boasts 60 members, and Mr. Tonthat, who also teaches Introduction to Engineering Design (IED) at Bolsa, said he just opens the door and lets the students go crazy with creativity.


Photo: Bolsa Grande High School STEM Club students earned first place in the National Engineer Design Competition held last month.

OC Tribune
May 4, 2019
2 of 2

OC Tribune
May 4, 2019
1 of 2

Local students celebrate college plans

BY OC TRIBUNE STAFF ON MAY 4, 2018 • (LEAVE A COMMENT)



PACIFICA HIGH students celebrate a bright future at the school's College Signing Day event on Tuesday (GGUSD photo).

Garden Grove Unified School District high schools celebrated their college-bound seniors this week with fun College Signing Day events, complete with music, cake, and photo stations to capture photos of students proudly holding signs displaying which college they plan to attend.

(<https://orangecountytribune.files.wordpress.com/2016/08/ggusdlogo.png>) "GGUSD students continue to leave our schools well prepared and ready for the high demands of college," said Bob Harden, Board of Education president. "College

Signing Day events are a culminating celebration to show students that their hard work has paid off.”

Garden Grove Unified School District continues to soar as a leader in college readiness across Orange County and throughout California. During the 2016-2017 school year, 57.5 percent of GGUSD high school seniors met rigorous a-g college entrance requirements qualifying students to attend UC or CSU schools, compared to 52 percent across Orange County and 46.8 percent statewide.



To view the College Signing Day photos, visit ggusd.us/CollegeSigning (<http://ggusd.us/CollegeSigning>). Additional photos will be added later this week and month following College Signing Day events at all seven of GGUSD’s comprehensive high schools. GGUSD students, parents, and community members are encouraged to post their photos on social media and engage with GGUSD’s social media campaign using #GGUSDCollegeSigning.

OC Tribune
May 4, 2019
2 of 2

Four-legged Kody finally joins the force

OC TRIBUNE MAY 3, 2018
By Jessica Peralta

With 85-pound, sable-red German shepherd, Kody, attached firmly to the other end of the jute toy in his hand, Garden Grove Police Department Cpl. John Bankson finally has found his match. Or so he hopes.

Since joining the GGPD K9 unit three years ago, Bankson has worked with a series of dogs that for one reason or another haven't worked out.

"You hit these milestones that I haven't been really able to reach with the dogs," he said on a recent evening, as he and 19-month-old Kody were about to begin their shift.

Kody came home with Bankson in February and after five weeks of training, started working patrol. Bankson is "cautiously optimistic" Kody is here to stay.

When Bankson started with the unit in July 2015, he inherited Belgian Malinois, Strauss, from another K9 officer who left the unit. "He had some struggles that we couldn't train out of," said Bankson. After nine months, Strauss went into early retirement. He was adopted out to a good home.

In July 2016, Bankson partnered with 19-month-old German shepherd, Rex. Rex developed some bad behaviors and after about a year had to be sent back for more training. He's now working for the Colton Police Department. "Glad he's working, still doing his thing," Bankson said.

There also was 13-month-old Doc, a male German shepherd who didn't make it past the training because of a medical condition. He ended up being diagnosed and treated, and now is healthy. He will be going to a new agency in a few months.

"At least all the dogs that I've dealt with are good," Bankson said, noting that they are all healthy and either retired or working elsewhere.

Plus, Bankson is incredibly well trained because with each new dog, he returned for five weeks of training. And now he has Kody. "I liked Kody from the beginning," he said. "I got my first pick, even though I picked second."

The K9 facility brought several German shepherds for Bankson and another officer from another agency to pick from. The other officer had first pick. Bankson had his eye on Kody. Fortunately, the other officer picked another dog.

"Part of it was his puppy enthusiasm ... he was very social," Bankson said. On this evening, Kody was in full puppy mode, running back and forth, leaning against anyone he could to steal a few pets, and playing with his favorite toy. But at Bankson's command, Kody immediately responded. "He's very obedient," Bankson said. At Bankson's say, Kody entered the rear of the police unit and stayed – with the door open. "This is far beyond what I've had with [the] other two dogs," he said.



GARDEN GROVE PD Cpl. John Bankson with his new K-9 partner, Kody, an 18-month-old German Shepherd. (Photo by Steven Georges/Behind the Badge OC).

Even while he retained his cautious optimism, he pulled up a photo on his phone of his family with Kody. He admitted that when he took that photo, he knew it would work. Part of that feeling also comes from the confidence he has that Kody will do what he says. “It also allows me to do my job better,” Bankson said.

Orange County Breeze
May 3, 2018

Are you the next “Voice of Garden Grove”?

Orange County Breeze, May 3, 2018



The Garden Grove Community Foundation is looking for vocally talented local high school students to compete in the 7th annual The Voice of Garden Grove singing competition for a chance to win \$500 and the title “The Voice of Garden Grove 2018.” Another \$500 will be donated towards the winning student’s high school choir.

To be considered an official contestant of The Voice of Garden Grove, students must be in grade level 9-12 and enrolled in a Garden Grove Unified School District high school or live in Garden Grove (includes private school and homeschool). Auditions are being held on Wednesday, May 30 at 3:30pm and Monday, June 18 at 1:00pm. Students are required to attend at least one audition date. To sign up, visit www.ggcf.com/thevoice or email thevoice@garden-grove.org no later than May 31, 2018.

The Voice of Garden Grove is a pre-show to the free Summer Concert Series at Eastgate Park, 12001 St. Mark Street, every Thursday, starting on July 19 to August 16, 2018.

The Garden Grove Community Foundation supports education and the arts in the community and recognizes the degree of young talent within the city.

The Voice of Garden Grove is one way the Foundation can provide performance and scholarship opportunities for local high school students, and support the arts in the community.

For more information, please contact the Garden Grove Community Foundation at (714) 741-5168.





CITY OF GARDEN GROVE NEWS

CONTACT:
Sgt. Lino Santana (714) 741-5704
Garden Grove Police Department

FOR IMMEDIATE RELEASE
Public Information Office (714) 741-5280

Tuesday, May 8, 2018

HEAVY TRAFFIC AND ROAD CLOSURES MEMORIAL DAY WEEKEND

Beginning Friday, May 25 through Monday, May 28, 2018, the 60th annual Garden Grove Strawberry Festival will take place in downtown Garden Grove at Village Green park, located at 12732 Main Street. During the four-day festival, heavy traffic is anticipated in the immediate area. Motorists are asked to plan accordingly to avoid delays.

Historic Main Street, north of Acacia Parkway, will be closed from Thursday, May 24 through Tuesday, May 29, 2018.

On Saturday, May 26, 2018, from 6:00 a.m. to 2:00 p.m., the following streets will be closed for the 5th annual Strawberry Stomp 5K and the Strawberry Festival Parade:

- Acacia Parkway, from Grove Street to Civic Center Drive
- 9th Street, between Jerry Lane and Orangewood Avenue
- Chapman Avenue, between West and Nelson Streets
- Euclid Street, between Orangewood Avenue and Garden Grove Boulevard

No vehicles will be allowed to drive or park on the closed streets until the 5K and parade have ended. Streets impacted by the road closures will be posted with 'NO PARKING' signs and residents will be notified in advance. Vehicles found on the street after 4:00 a.m. on Saturday, May 26, 2018, will be towed and impounded.

Orange County Transit Authority bus routes will be affected by road closures.

-more-

Heavy Traffic and Road Closures Memorial Day Weekend
2-2-2

Stanford Avenue and residential streets near Lampson Avenue and Euclid Street will be open to residents only. Identification will be required for vehicles traveling on those streets during festival hours.

Residential parking by permit only, will be enforced on Pine and Walnut Streets, south of Lampson Avenue, and College Avenue, between Euclid and Pine Streets.

Garden Grove police officers will be onsite to provide directions for residents entering or leaving the area.

Suggested alternate routes during the 5K and parade hours are Katella Avenue or Garden Grove Boulevard for east and west traffic. For north and south traffic, alternate routes are Brookhurst or West Streets.

On Saturday, May 26, 2018, the Strawberry Stomp 5K walk/run race will officially begin at 8:00 a.m. on historic Main Street and travel north on Euclid Street, heading east on Chapman Avenue to 9th Street, before looping back onto Euclid Street. The 5K will finish on historic Main Street at 9:00 a.m.

Following the 5K, at 10:00 a.m., the Strawberry Festival Parade will begin on Chapman Avenue, from 9th to Euclid Streets, then continue south towards Village Green park where it concludes at Acacia Parkway.

To view the full schedule of events, visit www.strawberryfestival.org.

For more information or to sign up for the Strawberry Stomp 5K, visit www.strawberrystomp.org.

For more information on street closures, call the Garden Grove Police Department at (714) 741-5704.

###



CITY OF GARDEN GROVE NEWS

FOR IMMEDIATE RELEASE
Public Information Office (714) 741-5280

Contact: John Montanez (714) 741-5200
Community Services Director

Monday, May 7, 2018

CITY REVISING FEE FOR BLOCK PARTY PERMITS

On Tuesday, April 24, 2018, the Garden Grove City Council adopted a resolution to revise the fee for block party permits to cover the costs of public safety. Effective immediately, the fee for block party permits will be \$136.50.

State law authorizes cities to adopt and implement fees and rates for municipal services, provided that it does not exceed the estimated cost.

The former block party permit fee did not include costs of public safety. After reviewing the costs to the City to process and monitor a block party, a revised fee implementing an additional \$86.50 was made. The revised fee of \$136.50 is based on the actual or estimated cost of providing the services, including labor, materials, and overhead.

For a list of previously established service fees and charges, please contact the City Clerk's Office at (714) 741-5040.

For more information, please contact the Community Services Department at (714) 741-5200.

###



CITY OF GARDEN GROVE POLICE DEPARTMENT

A NATIONALLY
ACCREDITED LAW
ENFORCEMENT
AGENCY

PRESS RELEASE

TODD D. ELGIN
CHIEF OF POLICE

DATE: May 7, 2018

SUBJECT: Commercial Robbery

LOCATION OF OCCURRENCE: **12971 Nelson St.**

DATE/TIME OF OCCURRENCE: May 7th, 2018/0043 Hours

SUSPECT(s) **S-1:** Male Hispanic, 18-25 years old, 5-7, 120 pounds, unshaven, black/grey hooded sweatshirt, black T-shirt, black baseball cap.

S-2: Male Hispanic, 18-25 years old, 5-5, 120 pounds, grey hooded sweatshirt, black baseball cap, carrying a black revolver.

NARRATIVE:

On 05-7-2018 at 0043 AM, officers from the Garden Grove Police Department were sent to the 7-11 located at 12791 Nelson St. for a robbery that just occurred. Officers spoke to the 26 year old male clerk and learned the following:

After the suspects entered the store, the clerk confronted Suspect #1 about stealing a store item. Suspect #1 removed the item from his pocket and placed it on the counter as Suspect #2 pointed a black revolver at him. Suspect #1 jumped the counter and took an unknown amount of cash from the register. Both suspects fled north on foot to Pearl St. and then west on Pearl St. in a 90's 4dr vehicle. No persons were injured during the incident and the suspects are still outstanding.

Any persons with additional information about the robbery are encouraged to contact the Garden Grove Police Department's Crimes against Persons Bureau at 714-741-5800.

Prepared by Sgt. Loffler

Carl Whitney, Lieutenant
Professional Standards Division / PIO
Garden Grove Police Department

carlw@ggpd.org

Desk: 714.741.5786

W/C: 714.741.5871



MISCELLANEOUS ITEMS

May 10, 2018

1. Calendar of Events
2. Minutes from the April 19, 2018 Planning Commission meeting.
3. Agenda for the May 17, 2018 Planning Commission meeting.
4. League of California Cities, "CA Cities Advocate," dated May 4 – May 10, 2018.



GARDEN GROVE

CALENDAR OF EVENTS

May 10, 2018 – May 24, 2018

Thursday	May 10	9:00 a.m.	Downtown Commission Meeting CMC Constitution Room
		9:00 a.m.	Zoning Administrator Meeting City Hall, 3 rd Floor Training Room CANCELLED
		10:00 a.m.- 11:00 a.m.	Customer Services Coaches Investing in You "Native Landscaping & Water Conservation" Workshop (register on intranet) CMC B Room
Thursday- Sunday	May 10- May 13		One More Productions presents "Always Patsy Cline", Gem Theater
Friday	May 11		City Hall Closed – Regular Friday Closure
Thursday	May 17	5:00 p.m.	31 st Annual "Call to Duty" Police Memorial Memorial Plaza, 11301 Acacia Pkwy
		7:00 p.m.	Planning Commission Meeting, Council Chamber
Friday	May 18	7:07 p.m.	Angels vs. Tampa Bay Rays coordinated by Customer Services Coaches, Anaheim Stadium 2000 E. Gene Autry Way, Anaheim
Tuesday	May 22	6:00 p.m.	Parks, Recreation and Arts Commission Special Meeting, Council Chamber
		6:30 p.m.	Housing Authority Meeting, Council Chamber
		6:30 p.m.	Sanitary District Meeting, Council Chamber
		6:30 p.m.	Successor Agency Meeting, Council Chamber
		6:30 p.m.	City Council Meeting, Council Chamber CANCELLED (ALL)
Wednesday	May 23	2:00 p.m.	Oversight Board Meeting, Council Chamber CANCELLED
Thursday	May 24		Casual Day
		9:00 a.m.	Zoning Administrator Meeting City Hall, 3 rd Floor Training Room

GARDEN GROVE PLANNING COMMISSION
Council Chamber, Community Meeting Center
11300 Stanford Avenue, Garden Grove, CA 92840

Meeting Minutes
Thursday, April 19, 2018

CALL TO ORDER: 7:00 p.m.

ROLL CALL:

Chair Brietigam
Vice Chair Truong
Commissioner Kanzler
Commissioner Lazenby
Commissioner Lehman
Commissioner Nguyen
Commissioner Salazar

Absent: Kanzler, Lehman

PLEDGE OF ALLEGIANCE: Led by Commissioner Lazenby.

ORAL COMMUNICATIONS – PUBLIC – None.

April 5, 2018 MINUTES:

Action: Received and filed.

Motion: Lazenby Second: Salazar

Ayes: (5) Brietigam, Lazenby, Nguyen, Salazar, Truong

Noes: (0) None

Absent: (2) Kanzler, Lehman

The following item (C.2.) was taken out of order:

PUBLIC HEARING – CONDITIONAL USE PERMIT NO. CUP-127-2018. TWENTY-FIVE (25) CITYWIDE STREET LIGHTS IN THE PUBLIC RIGHT-OF-WAY OWNED BY SOUTHERN CALIFORNIA EDISON.

Applicant: VERIZON WIRELESS

Date: April 19, 2018

Request: Conditional Use Permit approval to allow the citywide installation of twenty-five (25) small wireless telecommunication facilities disguised as street lights along with a meter pedestal to be installed below finish grade or within the new street light. Each of the existing street lights,

owned by Southern California Edison in the public right-of-way, will be removed and replaced with the new street light wireless telecommunication facility. This project is exempt pursuant to CEQA Section 15301 – Existing Facilities.

Action: After the staff report was introduced, the question was raised as to whether the public hearing could continue as two of the five Commissioners present lived in the vicinity of one or more of the proposed street lights. After a brief recess, staff concluded there was a need to gather more information to evaluate the circumstances and determine a solution as to how to proceed. A motion was then made to open the public hearing, and have it remain open, and continue the case to the May 3rd Planning Commission Meeting at 7:00 p.m.

Motion: Lazenby Second: Truong

Ayes: (5) Brietigam, Lazenby, Nguyen, Salazar, Truong

Noes: (0) None

Absent: (2) Kanzler, Lehman

PUBLIC HEARING – CONDITIONAL USE PERMIT NO. CUP-120-2018. FOR PROPERTY LOCATED AT 14291 EUCLID STREET #D101, WEST SIDE OF EUCLID STREET, SOUTH OF FORBES AVENUE.

Applicant: QUAN HOA AN, LLC (KIMBERLY B. LE)

Date: April 19, 2018

Request: Conditional Use Permit approval to upgrade an existing State Alcoholic Beverage Control (ABC) Type "41" (On-Sale, Beer and Wine, Public Eating Place) License to a new ABC Type "47" (On-Sale, General, Public Eating Place) License, and to allow live entertainment, in the form of karaoke, along with associated components (i.e., amplified sound, stage, and karaoke equipment), for an existing 1,885 square foot restaurant, Pho Hoa An Restaurant, currently operating under Conditional Use Permit No. CUP-102-03. The site is in the PUD-104-81 (Planned Unit Development) zone.

Action: Public Hearing held. Speaker(s): (All spoke in favor of request) Dale Washington, Kimberly Le, Andy Quach, Patrick Hoang, Mimi Nguyen, Van Le

Action: Resolution of Denial No. 5907-18 was approved.

Motion: Lazenby Second: Salazar

Ayes: (5) Brietigam, Lazenby, Nguyen, Salazar, Truong
Noes: (0) None
Absent: (2) Kanzler, Lehman

A recess was called by the Chair at 8:15 p.m. The meeting reconvened at 8:25 p.m.

PUBLIC HEARING – MITIGATED NEGATIVE DECLARATION, SITE PLAN NO. SP-051-2018, VARIANCE NO. V-019-2018, AND TENTATIVE PARCEL MAP NO. PM-2017-187. NORTHWEST CORNER OF THE INTERSECTION OF GARDEN GROVE BOULEVARD AND BEACH BOULEVARD AT 7901 GARDEN GROVE BOULEVARD.

Applicant: FRONTIER REAL ESTATE INVESTMENTS, LLC
Date: April 19, 2018

Request: A request for Site Plan, Variance, and Tentative Parcel Map approval for a joint project, "The Village Center", with the City of Stanton to approve the commercial portion of a mixed-use project at the northwest corner of Garden Grove Boulevard and Beach Boulevard. The overall site for the commercial center is 10.18 acres, with 4.1 acres in the City of Garden Grove. On the Garden Grove acreage, the request includes a Site Plan to revitalize existing buildings and construct two pad buildings, a Variance to reduce a portion of the landscape setback along Beach Boulevard from 15'-0" to 11'-0", and a Tentative Parcel Map to divide the Garden Grove portion of the site into four (4) parcels and a sliver of a 5th parcel. The City of Stanton is the lead agency for the entire project. The site is at 7901 Garden Grove Boulevard in the C-2 (Community Commercial) zone.

The Planning Commission will also consider adoption of a Mitigated Negative Declaration for the Project. Pursuant to CEQA, the City of Garden Grove is required, as a responsible agency, to independently consider the Mitigated Negative Declaration, and based upon that consideration, determine whether the Project will have a significant impact on the environment. The City of Stanton, as the lead agency, released the Mitigated Negative Declaration for public comment on October 3, 2017, which concluded on November 6, 2017. Copies of the Mitigated Negative Declaration, including the Initial Study and all documents referenced in the Mitigated Negative Declaration, are available for public review at 1) Garden Grove City Hall, Planning Services Counter, 11222 Acacia Parkway, Garden Grove; 2) Garden Grove Regional Library, 11200 Stanford Avenue, Garden Grove. Electronic copies are available online at www.ci.garden-grove.ca.us. The City invites all interested parties to submit written comments on the initial study and Mitigated Negative Declaration prior to the Planning Commission Meeting, April 19, 2018.

Action: Public Hearing held. Speaker(s): Kelly Hart (Stanton), Tom Carpenter, Elizabeth Ash, Marisa Patterson. One letter with

traffic concerns was submitted by Matt Sandoval.

Action: Resolution No. 5920-18 was approved with amendments to the Conditions of Approval.

Motion: Truong Second: Lazenby

Ayes: (5) Brietigam, Lazenby, Nguyen, Salazar, Truong

Noes: (0) None

Absent: (2) Kanzler, Lehman

MATTERS FROM COMMISSIONERS: Commissioner Lazenby commented on the harmful, long lasting effects of bright LED street lighting on the environment at night, especially in neighborhoods, and cited concerns regarding effects on human health and wellness. Reports stated that some LED lighting not only contributed to physiological effects, such as sleepless nights and obesity, but the light affected the circadian rhythms of insects, birds, and other species', as well as crime rates. Commissioner Lazenby stated that the City of Garden Grove had an obligation to study light pollution, light color temperature, circadian rhythms, and future design applications.

Chair Brietigam challenged the City to increase the size of the Police Department to 200 sworn by the year 2020.

MATTERS FROM STAFF: Staff gave a brief description of future agenda items for the May 3rd and May 17th Planning Commission meetings and added that the June 7th meeting would be a Study Session on CEQA 101.

Commissioner Lazenby stated he would be absent from the May 17th meeting.

ADJOURNMENT: At 9:30 p.m. to the next Regular Meeting of the Garden Grove Planning Commission on Thursday, May 3, 2018, at 7:00 p.m. in the Council Chamber of the Community Meeting Center, 11300 Stanford Avenue, Garden Grove.

Motion: Lazenby Second: Truong

Ayes: (5) Brietigam, Lazenby, Nguyen, Salazar, Truong

Noes: (0) None

Absent: (2) Kanzler, Lehman

Judith Moore
Recording Secretary



A G E N D A

GARDEN GROVE PLANNING COMMISSION

REGULAR MEETING

MAY 17, 2018

COMMUNITY MEETING CENTER
11300 STANFORD AVENUE

REGULAR SESSION - 7:00 P.M. - COUNCIL CHAMBER

ROLL CALL: CHAIR BRIETIGAM, VICE CHAIR TRUONG
COMMISSIONERS KANZLER, LAZENBY, LEHMAN, NGUYEN,
SALAZAR

Members of the public desiring to speak on any item of public interest, including any item on the agenda except public hearings, must do so during Oral Communications at the beginning of the meeting. Each speaker shall fill out a card stating name and address, to be presented to the Recording Secretary, and shall be limited to five (5) minutes. Members of the public wishing to address public hearing items shall do so at the time of the public hearing.

Any person requiring auxiliary aids and services due to a disability should contact the City Clerk's office at (714) 741-5035 to arrange for special accommodations. (Government Code §5494.3.2).

All revised or additional documents and writings related to any items on the agenda, which are distributed to all or a majority of the Planning Commissioners within 72 hours of a meeting, shall be available for public inspection (1) at the Planning Services Division during normal business hours; and (2) at the City Community Meeting Center Council Chamber at the time of the meeting.

Agenda item descriptions are intended to give a brief, general description of the item to advise the public of the item's general nature. The Planning Commission may take legislative action it deems appropriate with respect to the item and is not limited to the recommended action indicated in staff reports or the agenda.

PLEDGE OF ALLEGIANCE TO THE FLAG OF THE UNITED STATES OF AMERICA

- A. ORAL COMMUNICATIONS - PUBLIC
- B. APPROVAL OF MINUTES: May 3, 2018
- C. PUBLIC HEARING(S) (Authorization for the Chair to execute Resolution shall be included in the motion.)
 - C.1. LOT LINE ADJUSTMENT NO. LLA-016-2018
VARIANCE NO. V-020-2018

APPLICANT: GEORGE & BEVERLY PARAS

LOCATION: END OF CUL-DE-SAC ON SORRELL DRIVE, JUST
SOUTH OF BANNER DRIVE AT 11831 TRASK
AVENUE

REQUEST: Lot Line Adjustment approval to remove an existing lot line between two (2) adjoining parcels (Assessor's Parcel Nos. 100-352-28 and 31), thereby consolidating the two (2) lots into a single lot for the purpose of constructing a new single-family dwelling. Also, a request for Variance approvals to allow: (i) a deviation from the minimum lot size requirement of the R-1-7 (Single-Family Residential) zone; (ii) a deviation from the rear yard setback requirement of the R-1-7 zone; and (iii) a deviation from the open space requirement of the R-1-7 zone. The site is in the R-1 (Single-Family Residential) zone. This project is exempt pursuant to CEQA Sections 15061(b)(3) Review for Exemption and 15305 - Minor Alterations in Land Use Limitations.

STAFF RECOMMENDATION: Approval of Lot Line Adjustment No. LLA-016-2018 and Variance No. V-020-2018, subject to the recommended Conditions of Approval.

C.2. CONDITIONAL USE PERMIT NO. CUP-130-2018

APPLICANT: VERIZON WIRELESS

LOCATION: EXISTING STREET LIGHTS OWNED BY SOUTHERN CALIFORNIA EDISON AND EXISTING WOOD UTILITY POLES OWNED BY JOINT POWER AUTHORITY, BOTH IN THE PUBLIC RIGHT-OF-WAY

REQUEST: Conditional use permit to allow for the installation and operation of twelve (12) Citywide small wireless telecommunication facilities disguised as street light poles or attached to wood utility poles, along with related below grade or internally concealed meter, attached equipment, and site improvements. The existing street lights and wood utility poles in the City's public right-of-way are owned by Southern California Edison or Joint Power Authority. The street lights will be removed and replaced with the new street light poles, the wood utility poles would remain, both would include small wireless telecommunication facilities. This project is exempt pursuant to CEQA Section 15301 - Existing Facilities.

STAFF RECOMMENDATION: Approval of Conditional Use Permit No. CUP-130-2018, subject to the recommended Conditions of Approval.

C.3. CONDITIONAL USE PERMIT NO. CUP-131-2018

APPLICANT: SPRINT

LOCATION: PUBLIC RIGHT-OF-WAY NEAR COMMERCIAL AND RESIDENTIAL ZONES NEEDING ADDITIONAL COVERAGE

REQUEST: Conditional Use Permit approval to allow for the installation and operation of three (3) Citywide small wireless telecommunication facilities disguised as street light poles, along with related below grade or internally concealed meter, attached equipment, and site improvements. The existing street light poles in the City's public right-of-way, which are owned by Southern California Edison, will be removed and replaced with the new street light poles that include small wireless telecommunication facilities. This project is exempt pursuant to CEQA Section 15301 - Existing Facilities.

STAFF RECOMMENDATION: Approval of Conditional Use Permit No. CUP-131-2018, subject to the recommended Conditions of Approval.

C.4. SITE PLAN NO. SP-053-2018

APPLICANT: AVI MARCIANO

LOCATION: EAST OF MAIN STREET, BETWEEN ACACIA PARKWAY AND GARDEN GROVE BOULEVARD AT 12891 MAIN STREET

REQUEST: Site Plan approval to construct a new mixed-use building with a commercial tenant space of approximately 3,888 square feet on the Main Street frontage and nine (9) residential units above. The project includes a density bonus of 35% under the State Density Bonus allowance and two concessions: one to reduce the minimum size of a private open space balcony, and a second to reduce one minimum dimension of a passive recreation area. The site is in the CC-2 (Civic Center Main Street) zone. This project is exempt pursuant to CEQA Section 15332 - In-Fill Development Projects.

STAFF RECOMMENDATION: Approval of Site Plan No. SP-053-2018, subject to the recommended Conditions of Approval.

- D. MATTERS FROM COMMISSIONERS
- E. MATTERS FROM STAFF
- F. ADJOURNMENT

Webinar on May 31 Features Cultural Shifts Since #MeToo

May 4, 2018

Join the League of California Cities Women's Caucus for a free webinar on May 31 from 1:30–3:30 p.m. titled "The New Norm: Cultural Changes in the #MeToo Era Workplace."

The webinar features an interactive training exploring cultural shifts since the #MeToo Movement and will provide effective tools for officials, managers, and staff to support sexual harassment prevention, diversity, and inclusion in the workplace.

California law requires basic workplace harassment prevention training for officials, managers and supervisors. This session, however, will take a deep dive into current events, explore emerging cultural values and include a brainstorm best practices that cities can utilize when dealing with workplace harassment issues.

Please sign up online at www.cacities.org/events.

Bad Cannabis Delivery Bill Clears Senate Governance and Finance Committee

Cities Should Oppose SB 1302 Immediately

May 4, 2018

California became the largest regulated cannabis market in the country with the passage of Proposition 64 in 2016, with the state's regulatory framework taking effect Jan. 1 of this year.

Prop. 64 contains strong local control provisions that give cities and counties the authority to determine whether or not to permit cannabis in their communities. [SB 1302 \(Lara\)](#), however, proposes to force cities and counties to allow cannabis deliveries within their jurisdictions. Cities should oppose this bill that goes against the intent of voters who passed Prop. 64 by removing a local jurisdiction's ability to ban cannabis deliveries.

Existing law authorizes cannabis licensees to travel with product on public roads, however, individual jurisdictions retain the authority to ban deliveries within their jurisdiction. SB 1302 would remove the ability for local jurisdictions to decide if cannabis deliveries should be allowed in their communities.

As California's experiment with legalizing cannabis unfolds, many local governments have opted not to allow sales and distribution within their jurisdiction, but are observing the experience of other jurisdictions. In time, as the successful examples of local implementation emerge, more jurisdictions can be expected to alter their policies and permit the sales and use of cannabis.

The Senate Governance and Finance Committee heard SB 1302 on May 2. Several committee members expressed their reservations about the bill during the hearing. However, they then gave "courtesy" aye votes after the author, who serves as chair of the Senate Appropriations Committee, expressed a willingness to attempt to find common ground with the opponents.

As the cannabis industry grows in political influence in the Legislature, local governments should expect continued efforts to erode local authority.

Next Steps

SB 1302 now heads to the Senate Appropriations Committee. Should it pass that committee it will face a two-thirds vote threshold on the Senate Floor.

Cities are encouraged to submit letters of opposition to SB 1302. The League has prepared a sample letter for cities. The sample letter and the League's opposition letter are available on the League's website at www.cacities.org/billsearch by plugging SB 1302 into the search function.

Upcoming Bills in Committee, May 7– 8

May 7, 2018

May is a very busy month in the Capitol with a full agenda of legislative policy committees, fiscal committees and the upcoming release of the Governor's May Budget Revision.

Some hearings, if not all, will be televised. The [Senate](#) and [Assembly](#) publish weekly television schedules, but audio is always available online. In addition, many hearings are also webcast via the [California Channel](#).

Here are a number of upcoming hearings of interest to cities:

May 7

Senate Appropriations, 10:30 a.m., State Capitol, Room 4203

- **SB 1038 (Leyva)** California Fair Employment and Housing Act: violations: personal liability. *League position: Oppose.*

May 8

Assembly Judiciary, 9 a.m., State Capitol, Room 437

- **AB 2123 (Cervantes)** District-based elections. *League position: Support.*

Senate Judiciary, 1:30 p.m., State Capitol, Room 112

- **SB 1244 (Wiecokwski)** Public records: disclosure. *League position: Oppose.*

May 9

Assembly Appropriations, 9 a.m., State Capitol, Room 4202

- **AB 2020 (Quirk)** Cannabis: local jurisdiction licenses: temporary event license. *League position: Support.*
- **AB 2069 (Bonta)** Medicinal cannabis: employment discrimination. *League position: Oppose.*
- **AB 2363 (Friedman)** Vision Zero Task Force. *League position: Support.*
- **AB 2411 (McCarty)** Solid waste: use of compost: planning. *League position: Support.*
- **AB 2880 (Harper)** Political Reform Act of 1974: local enforcement. *League position: Support.*
- **AB 3147 (Caballero)** Fee mitigation act: housing developments. *League position: Oppose.*
- **HOT AB 3162 (Friedman)** Alcoholism or drug abuse treatment facilities. *League position: Support.*

Assembly Local Government, 1:30 p.m., State Capitol, Room 447

- **AB 3194 (Daly)** Housing Accountability Act: project approval. *League position: Oppose Unless Amended.*

May 14

Senate Appropriations, 10 a.m., State Capitol, Room 4203

- **SB 937 (Wiener)** Lactation accommodation. *League position: Oppose Unless Amended.*

League-Sponsored Bond Agency Issues \$100 Million in Tax-Except Bonds for Hospital in Pasadena

May 7, 2018

Some of the most significant benefits of League membership for cities since 1988 have flowed from the League's co-sponsorship of the California Statewide Communities Development Authority (CSCDA).

CSCDA recently issued \$100,000,000 in tax-exempt bonds for Huntington Memorial Hospital in Pasadena.

About Huntington Memorial Hospital

Huntington Memorial Hospital, a nonprofit organization, is a 619-bed facility and home to the only level II trauma center in the San Gabriel Valley. Huntington is renowned for its programs in neurosciences, cardiovascular services and cancer care. It is an active teaching hospital with graduate medical education programs in internal medicine and general surgery. Since 1892, Huntington has served the San Gabriel Valley community and has been committed to excellence, compassion and respect.

CSCDA partnered with Barclays and Orrick, Herrington & Sutcliffe, LLP to provide the \$100,000,000 in Series 2018 bonds. The Series 2018 bonds were issued to make seismic safety related upgrades to Huntington's facilities which will preserve 75 inpatient hospital beds.

Background

CSCDA is a joint powers authority created in 1988 and is sponsored by the League of California Cities® and the California State Association of Counties. It was created by cities and counties for cities and counties. More than 500 cities, counties and special districts are program participants in CSCDA, which serves as their conduit issuer and provides access to efficiently finance locally-approved projects. CSCDA has issued more than \$50 billion in tax exempt bonds for projects that provide a public benefit by creating jobs, affordable housing, healthcare, infrastructure, schools and other fundamental services. Visit CSCDA's website for additional information on the ways in which CSCDA can help your city.

Check List Details Proper Protocol for Cities and City Officials to Follow When Engaging in Ballot Measure Activities

May 7, 2018

Do you have questions about what you can and cannot do for local and statewide ballot measure campaigns?

The Institute for Local Government recently updated its [Ballot Measure Activities & Public Resources](#) to help city officials and staff navigate this process.

Cities have a great deal at stake at the ballot in 2018 between local measures and statewide ballot initiatives affecting local government. It is imperative that cities and city officials follow the rules and regulations governing ballot measure activity and public resources.

The basic rule is that public resources may not be used for ballot measure campaign activities. However, they may be used for informational activities. The key difference is that campaign activities support or oppose a ballot measure, while informational activities provide accurate context and facts about a ballot measure to voters. For more information, please visit www.ca-ilg.org/ballot-measure-activities.

Registration Now Open for these Two Important Events

May 7, 2018

The League of California Cities® has opened registration for two excellent back-to-back opportunities for Mayors and Council Members of all tenures. The [Mayors & Council Members Executive Forum](#), taking place in Monterey on June 27-28, will be followed immediately by the [Advanced Leadership Workshops](#) on June 29.

MCM Executive Forum: Wednesday, June 27–Thursday, June 28

This two-day conference is designed for elected officials who are interested in cutting-edge approaches to challenges facing cities. Learn about a wide range of topics, including affordable housing, pensions, communicating with constituents, youth engagement, council-manager relations, and local regulation of cannabis. Discover more by viewing the agenda and full list of educational sessions.

Advanced Leadership Workshops: Friday June 29

For those of you who wish to stay for more education on Friday, then the Advanced Leadership Workshops are for you. Choose between two popular workshops:

- City Finances – What You Need to Know
- Exceptional Council for Exceptional Times: Creating a Governance Culture of Civility and Purpose

Both workshops are scheduled from 9 a.m. to 3 p.m. and include breakfast and a working lunch. Class size is limited to 120 participants. Review the [announcement and workshop information](#), and decide which workshop best meets your interest.

Register early, as space is limited. Separate registration is required for the Executive Forum and the Advanced Leadership Workshops.

- [MCM Executive Forum Registration](#)
- [MCM Advanced Leadership Workshops Registration](#)

If you have any questions, please contact [Caitlin Cole](#).

League-Sponsored Bond Agency Issues \$44 Million in Tax-Exempt Bonds for Affordable Housing in Claremont

May 9, 2018

Some of the most significant benefits of League membership for cities since 1988 have flowed from the League's co-sponsorship of the California Statewide Communities Development Authority (CSCDA).

CSCDA recently issued \$44,276,000 in tax-exempt multifamily affordable housing bonds for Claremont Village Apartments in Claremont.

About Claremont Village Apartments

Claremont Village Apartments is an acquisition and rehabilitation of 150 multi-family affordable housing apartments by Claremont Village Venture, LP. The project sponsor is MRK Partners. Claremont Village Apartments will continue to be 100 percent affordable and provide two- and three-bedroom apartments to low-income residents in Claremont.

CSCDA and MRK Partners partnered with CBRE Capital Markets, Inc. and Orrick, Herrington & Sutcliffe, LLP to provide tax-exempt multi-family affordable housing bonds for Claremont Village Apartments. The project will undergo an extensive interior and exterior renovation ensuring that residents have an updated, safe, and affordable community to call home for years to come. The financing of Claremont Village Apartments will maintain the affordability of units for low-income tenants for 55 years.

Background

CSCDA is a joint powers authority created in 1988 and is sponsored by the League of California Cities® and the California State Association of Counties. It was created by cities and counties for cities and counties. More than 500 cities, counties and special districts are program participants in CSCDA, which serves as their conduit issuer and provides access to efficiently finance locally-approved projects. CSCDA has issued more than \$50 billion in tax exempt bonds for projects that provide a public benefit by creating jobs, affordable housing, healthcare, infrastructure, schools and other fundamental services. Visit CSCDA's website for additional information on the ways in which CSCDA can help your city.

Increased Funding for Disaster Preparedness Remains Top Budget Priority for City Officials, Fire Fighters and Lawmakers

May 9 Rally Focuses on \$100 Budget Request for Disaster Preparedness

May 9, 2018

Santa Rosa Mayor Chris Coursey spoke on behalf of the League and cities at a rally on the Capitol steps on May 9 to urge the state to increase funding for disaster preparedness. California's "new normal" means year-round fire danger and other natural disasters.

He joined Santa Rosa Fire Chief Tony Gossner, legislators, city and county officials, fire chiefs and fire fighters at the press conference.



The call to action comes on the heels of the Tubbs Fire last fall in Sonoma County, California's most devastating wildfire in history that took 43 lives and burned thousands of homes in Santa Rosa. During major disaster events, local fire agencies supply much of the response resources through California's Mutual Aid System. However, local fire agencies were unable to respond to 11,000 requests for assistance (30 percent of all calls) in 2017. The League is making several budget asks this year, including \$100 million in the state budget for local agencies' Mutual Aid costs, emergency communications and dispatch.

"Through California's Mutual Aid System — where neighbor helps neighbor in times of disaster — fire fighters and strike teams from across the state helped our city fight the Tubbs Fire. I want to acknowledge and express my gratitude to all of those first responders who came to our assistance to fight the fire and save lives," said Mayor Coursey. "As our community continues to rebuild, we know that Santa Rosa and all California communities face more natural disasters. They will come faster and with more force than in the past. We can learn from the Tubbs fire and make investments now that will give our first responders the tools to allow them to meet the challenges ahead."

Winters City Council Member Jesse Loren stood with Mayor Coursey, Chief Gossner and the others at the podium.

Sen. Mike McGuire (D-Healdsburg), who represents the area the Tubbs Fire consumed, is a champion of this budget request and he kicked off the May 9 event by stressing the fact that although California's Mutual Aid System works well, it does not have enough funding to meet the needs of the state's

conditions.



“Last year’s massive wildland fires were the deadliest and most destructive in modern American history and our state is facing a new normal when it comes to the size and scope of wildland fires. It has become clear that even the finest firefighting force in the nation — and the gold standard of mutual systems here in California — has become overwhelmed,” said Sen. McGuire.



Joining Sen. McGuire on the Capitol steps to speak were

a number of other legislators who are championing the need for increased funding for disaster response including Sen. Bill Dodd (D-Napa), Assembly Member Cecilia Aguiar-Curry (D-Winters), Assembly Member Jim Wood (D-Santa Rosa) and Assembly Member Marc Levine (D-Marin County).

This press conference is an important part of the League and its coalition partners’ effort to urge lawmakers to appropriate \$100 million for local fire services in the FY 2018–19 state budget.

In addition, CalFire is also requesting \$84 million to purchase 31 fire engines that were cut from the

state budget in the 1970s and to hire skilled and trained personnel to staff the emergency response rigs.

More photos from the event are available on the [League's Facebook page](#).

© 2018 League of California Cities

ShareThis Copy and Paste

League-Sponsored U.S. Communities Program Holding Lunch & Learn on June 13 in Eastvale

May 10, 2018

U.S. Communities, the League of California Cities® and the California State Association of Counties sponsored government purchasing alliance, is hosting a free regional event on Wednesday, June 13 in Eastvale.

This free event will be an opportunity for public agencies to learn how to save time and money through the U.S. Communities program.

During this event, participants will be able to:

- Learn about new solutions and the latest innovations in procurement;
- Network with other local agencies using cooperative purchasing and hear what is working for their agency;
- Meet your local U.S. Communities program manager; and
- Connect with U.S. Communities suppliers to learn about and receive their lowest overall government pricing for these products and services:
 - Facilities
 - Fleet
 - Office and school solutions
 - Technology
 - Parks and recreation
 - Public works
 - Safety and fire
 - Specialty

This educational event will be of special interest to:

- Assistant city managers
- Public safety officials
- Parks and recreation officials
- Public works directors
- Facilities managers
- Procurement officers
- IT directors

Summit Event Details

Wednesday, June 13, 10 a.m. to 1 p.m.

13820 Schleisman Rd,
Eastvale, CA 92880

Register online. Lunch will be provided.

About U.S. Communities

The U.S. Communities Government Purchasing Alliance, a strategic partner of the League of California Cities, is a government purchasing cooperative that reduces the cost of goods and services by aggregating the purchasing power of public agencies nationwide. U.S. Communities provides world class procurement resources and solutions to local and state government agencies, school districts (K-12), higher education, and nonprofits. State and local governments have access to a broad line of competitively solicited contracts with best in class national suppliers.

Learn more about U.S. Communities at www.uscommunities.org/lcc.

For additional information or please contact [Rob Fiorilli](#) with U.S. Communities or [Amanda Cadelago](#) with the League of California Cities.

© 2018 League of California Cities

ShareThis Copy and Paste

\$75 Million in Funding Available for Veterans Housing and Homelessness Prevention

Applications Due June 9

May 10, 2018

The Veterans Housing and Homelessness Prevention Program (VHPP) has announced a notice for funding available to qualifying developers and nonprofit entities to construct, acquire, rehabilitate, or preserve affordable multifamily housing for veterans and their families.

The funding this round totals \$75 million and comes from the Veterans' Housing and Homelessness Prevention Bond Act of 2014.

Guidelines for Round 4 of funding are available from the Department of Housing and Community Development (HCD). Applications are due to HCD by June 9 via a mail carrier.

Application Workshops Scheduled in May

VHHP staff will be conducting application workshops and a webinar on the VHHP application process and what differs from previous rounds. The application form is online.

Workshops will be held:

- San Diego, May 15
- Santa Ana, May 16
- Webinar, May 18
- Oakland, May 23
- Sacramento, May 24

HCD's website has workshop details and registration.

Questions

Please contact VHPP with additional questions at (916) 263-2707 or email hcdvets@hcd.ca.gov or VHHP@calvet.ca.gov.